



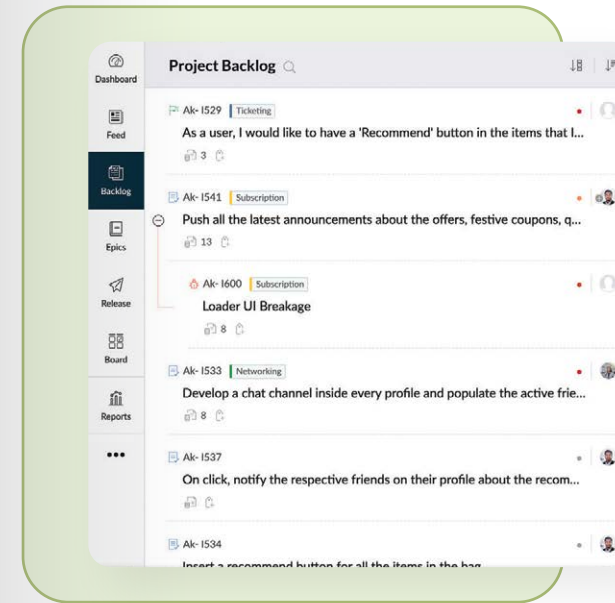
**Build great
products sprint
by sprint.**



Planning.

That's where everything starts.

Well begun is half done. Thorough planning always helps in getting your project started on the right note. The **Backlog** feature helps you to collect all your project ideas in one place, brainstorm with your team, refine work items which are sprint-worthy, and start your sprint in no time.

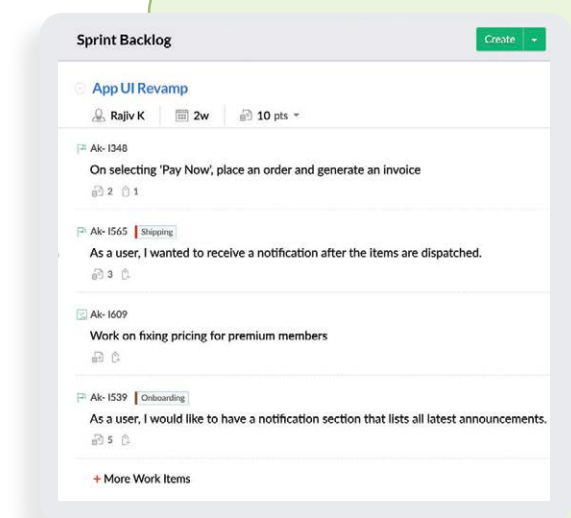


Project Backlog

is where you list down all the goals that you'd like to accomplish towards the end of the project.

Sprint Backlog

is where you refine tasks and other work items from the Project Backlog that you think could be taken up in the next immediate sprint.



Build exactly what the user needs.

A **user story** helps you to articulate feature requirements and desired outcomes to your team members from an end-user perspective.

Create Item | Create Sprint

Assign Users × Andrew

Epic Marketing

Item Type Story Default

Priority Story Default

Task Default

Bug Default

Start Date

End Date 28/Feb/2023 06:00 PM

Duration 1:2

Estimation Points 21

Create Add More Cancel

Layout: Standard Layout

A task is a work item that lets you assign a piece of work with a predefined result to a team member, and a bug is a work item that lets you raise and manage defects in your project efficiently.

Organize work items under epics.

Break down a project into smaller, achievable goals with the help of epics. You can associate any work item with an epic and view the status of such work items tagged to the epic across multiple sprints from the **Epics** page.

Are you thinking of an epic way to organize work items across sprints? Well, you have the answer already.

The Epic view also indicates how connected your team is with the overall goals set for the project.

Dashboard

Active Epics + Epic Filter More

Marketing
0% Geena Bharwani

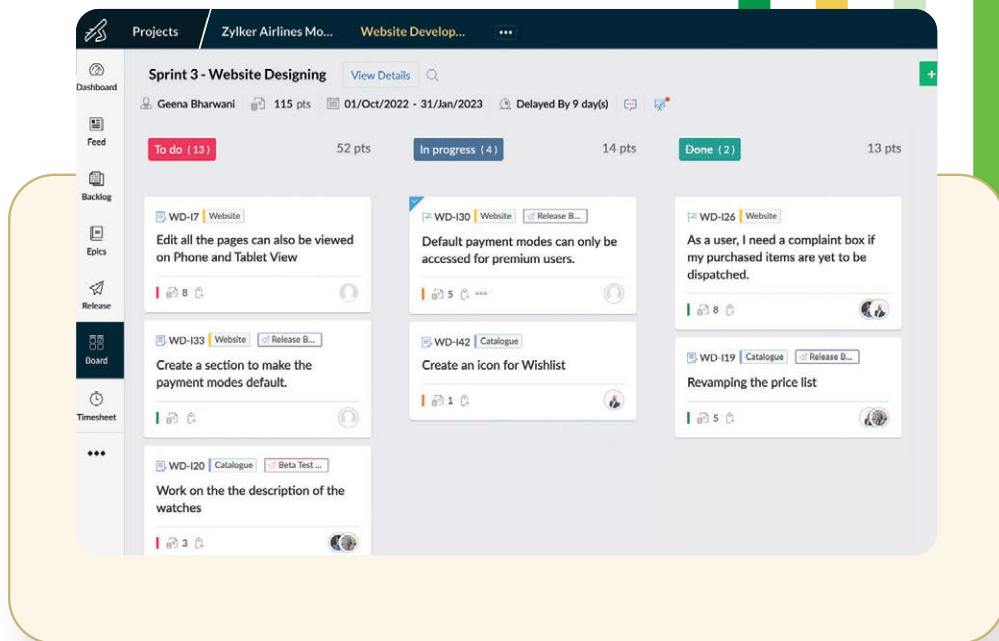
Payment Module
0% Geena Bharwani

Catalogue
33% Geena Bharwani

Website
46% Geena Bharwani

Dashboard
Feed
Backlog
Epics
Release
Board
Reports

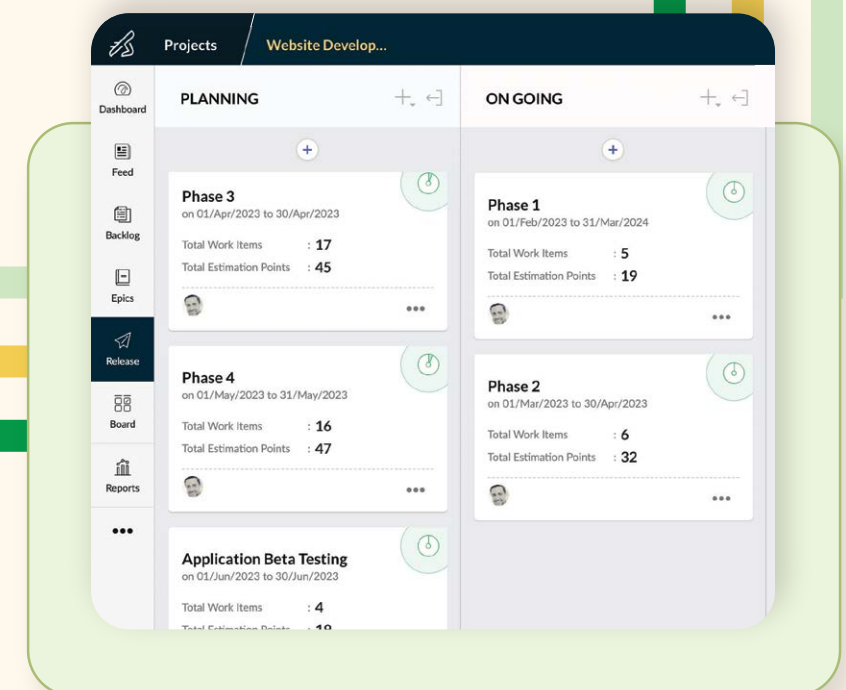
Visualise progress with Scrum Board.



Track the progress of all the work items in an ongoing sprint using the **Scrum board**. It is the central workspace where you can see the progress of every work item as teams can easily push a work item from its **To-do** status to **Done** across the board.

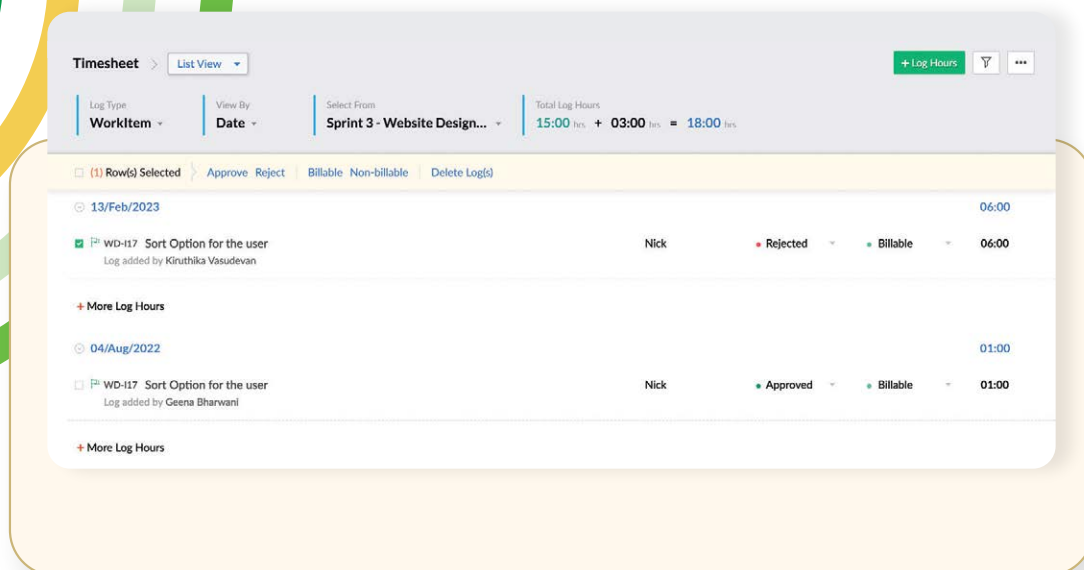
Increase product value with every release.

Launch product increments as short releases with the help of our **Release** module. You can add and customize stages of your release workflow, associate work items to every release, and navigate them from the **Plan** stage to the **Released** stage as your teams make progress.



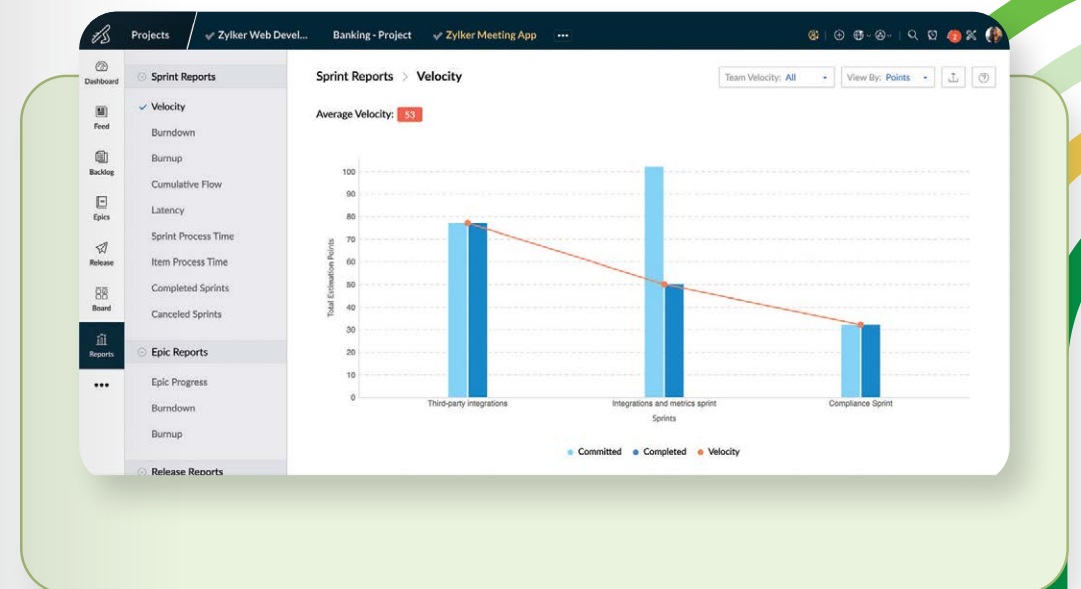
Every second counts.

Worry less about time tracking as we help you track log hours and manage time logs with the help of our inbuilt **Timesheet** module. You can track both the billable and non-billable hours, approve or reject time logs, and export them into an XLS or a CSV file as necessary.

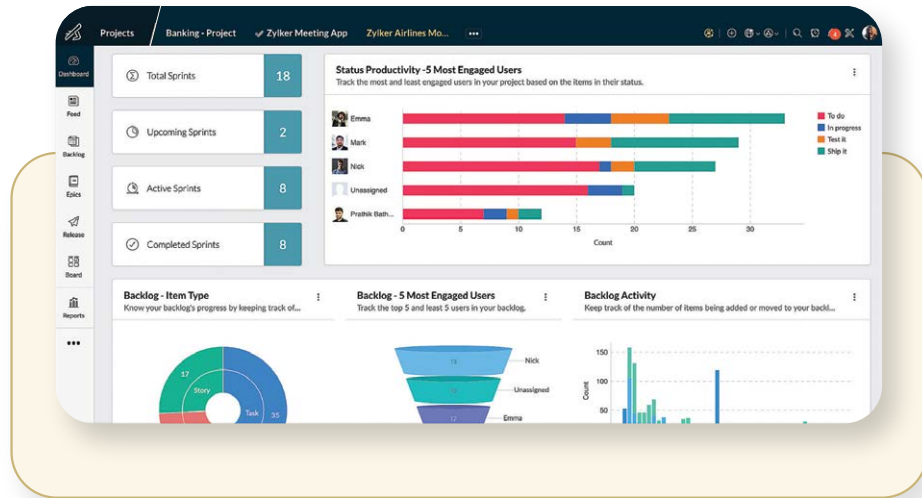


Agile reports ✓

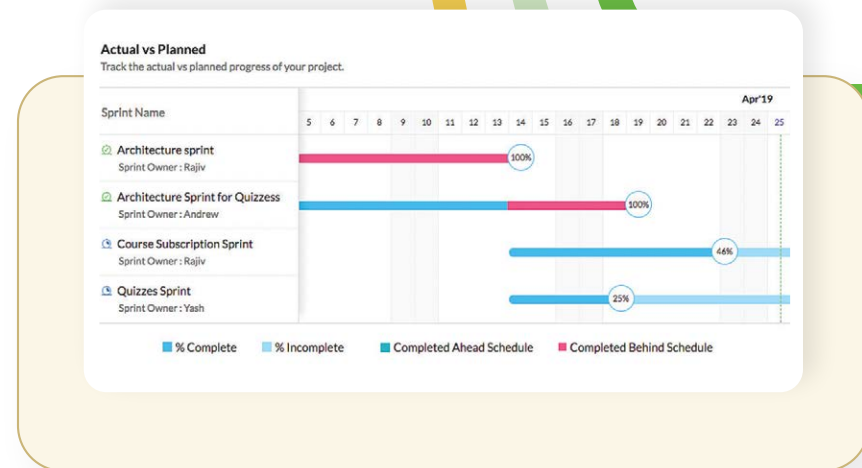
As the essence of agility lies in short feedback loops and attending to the feedback promptly in the next iteration, a good project management tool becomes complete only when it lets its users interpret data visually in the form of reports. You can access all the universally used Agile reports like **Burnup** chart, **Burndown** chart, **Velocity** chart, **Cumulative Flow** Diagram, etc., for your project under the **Reports** module.



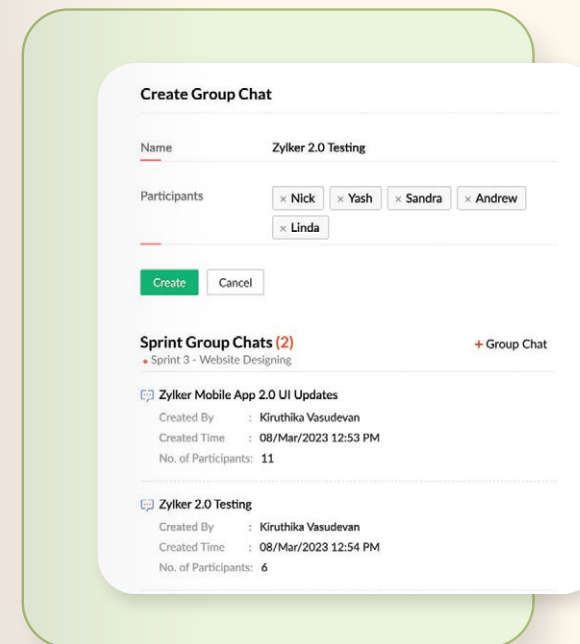
Get a bird's-eye view of the project with **Dashboard**. If you are a manager, it could turn into your instant go-to page in the tool to get a hold of all the project metrics.



Be it the **Sprint** metrics, **Backlog** metrics, or **Timesheet** metrics, we've got them all covered! Every widget is carefully designed by us to help you get the most of the project data at your fingertips.



Stay connected as you sprint.



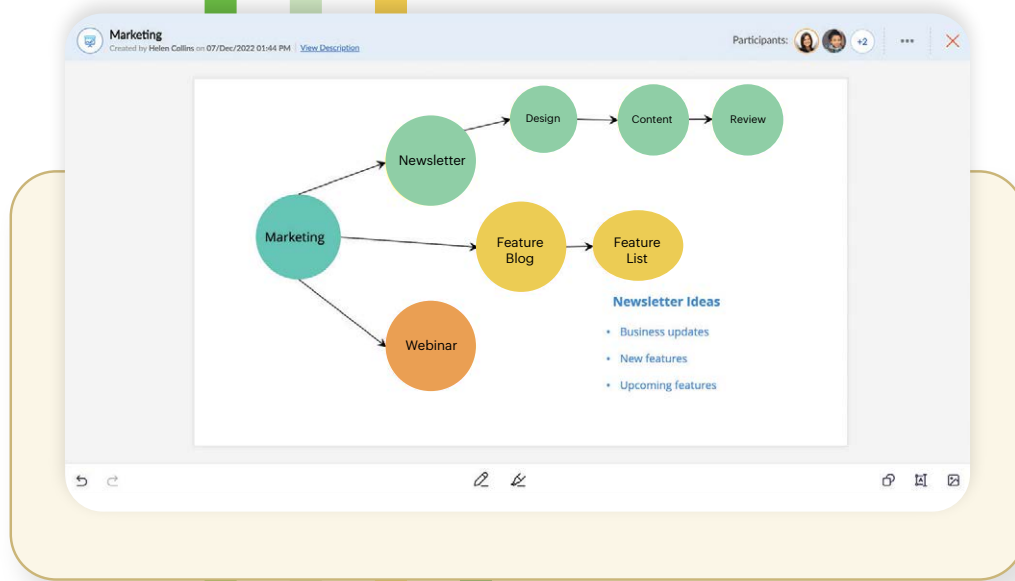
Wouldn't it be awesome if your scrum tool lets you effectively collaborate with your distributed teams?

With our collaborative project **Feed**, **Group Chat** options, and **Whiteboard** integration, one can easily post status updates, brainstorm ideas, and stay updated with everything that's happening in the project.

Customization is key.

Would you say no to a tool that lets you customize it the way you want?

With **Custom Layouts** and **Custom Fields**, you can add more context to each of your projects. You can also customize sprints, work items, epics, releases, meetings, user roles, user groups, and email templates to make the project look more relevant to the specific problem statement your business solves.

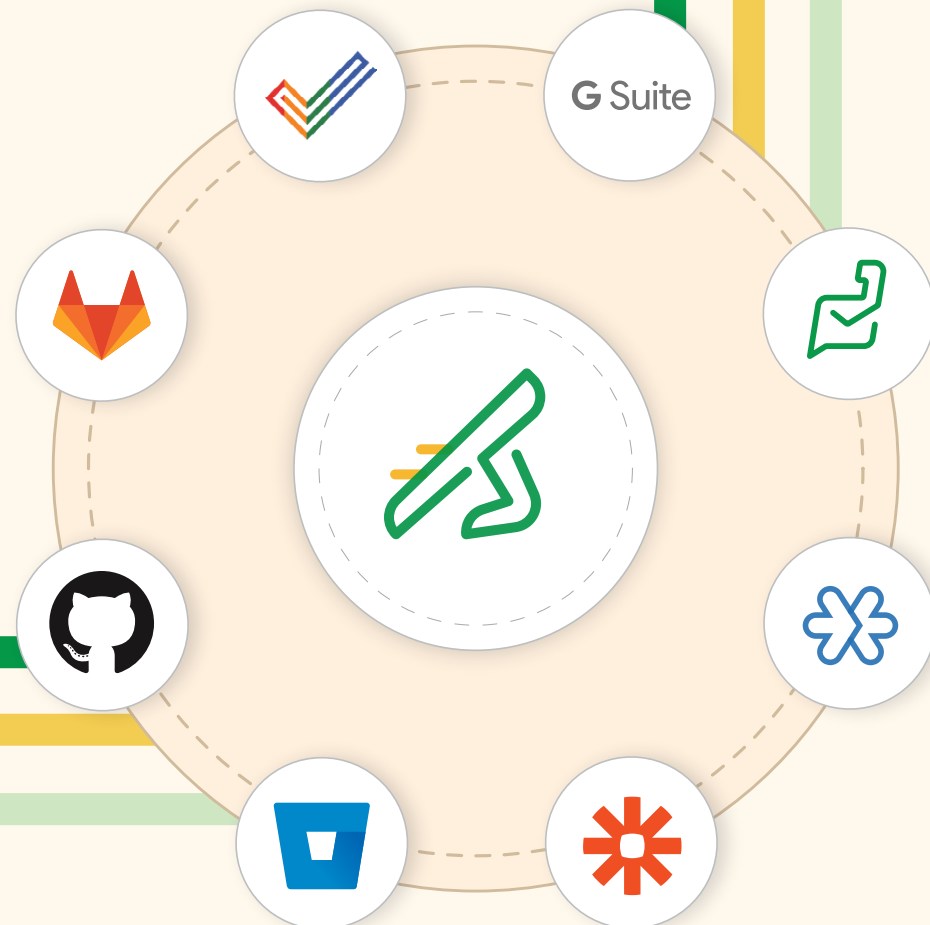


Review sprints, conduct retrospective meetings, and automate daily stand-ups with our comprehensive **Meetings** module.

With options to customize features at every level, Zoho Sprints offers the best range of customization that a project management tool can offer.

Save time with seamless integrations.

Automate your CI/CD pipeline and fetch build updates with the pleasure of not having to hop between different applications frequently. We have integrated well with popular developer tools like GitLab, GitHub, Jenkins, BitBucket etc., and other Zoho apps.



Trusted by 100k+ teams worldwide.

We adopted Zoho Sprints for the ease of use and the benefits that come with the Zoho ecosystem. Zoho Sprints transformed the way we work and helped us in dealing with efficiently managing our projects.

Razvan Ionesuceo
CEO, Security Portal

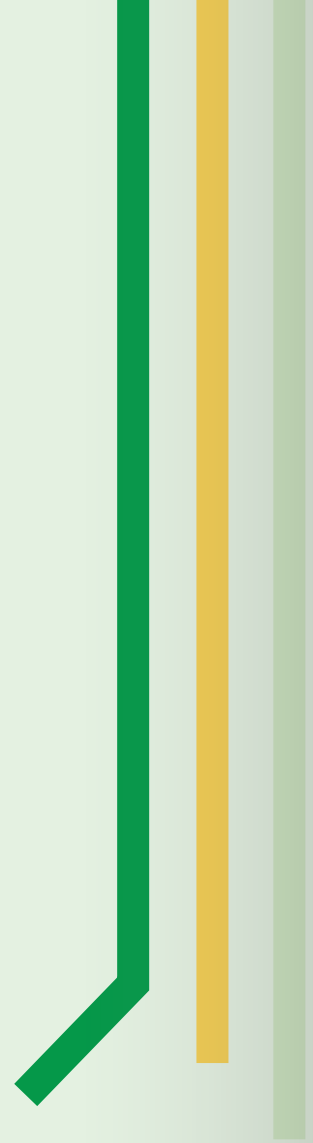
User-based pricing that doesn't tie you down.

Starting from

\$1

per user per month
billed annually

- ✓ 50 Projects
- ✓ 20 GB
- ✓ 5 Project Templates
- ✓ Backlog Management
- ✓ Scrum Board
- ✓ Epic Management
- ✓ Timesheet Management
- ✓ Agile Reports
- ✓ Scrum Meetings
- ✓ Project and Sprint Dashboard
- ✓ Project Feed and Activity Stream
- ✓ iOS and Android Mobile App



★ 4.9/5 | iOS



★ 4.5/5 | Android

USA | California

4141 Hacienda Drive, Pleasanton, CA 94588,
+1 877 834 4428 / 844 584 2497 / 833 968 1705



zoho.com/sprints