



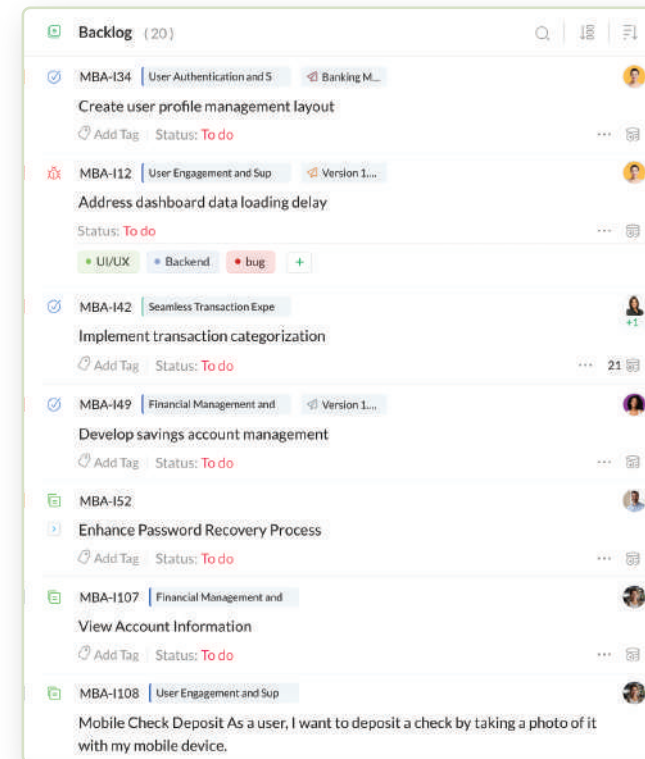
**Build great  
products sprint  
by sprint.**



# Planning.

That's where everything starts.

Well begun is half done. Thorough planning always helps in getting your project started on the right note. The **Backlog** feature helps you to collect all your project ideas in one place, brainstorm with your team, refine work items which are sprint-worthy, and start your sprint in no time.

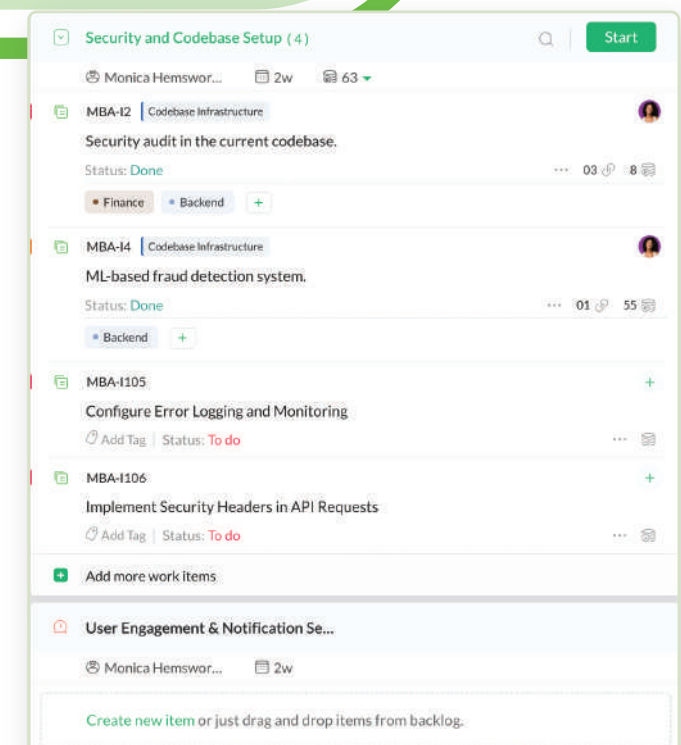


## Project Backlog

Project Backlog is a comprehensive list of project goals, ideas, user stories, feature enhancements, and tasks you'd like to accomplish towards the end of the project.

## Sprint Backlog

is a refined set of work items picked from the project backlog, planned for your team in the upcoming sprints.



# Build exactly what the user needs.

A **user story** is a work item that helps you to articulate feature requirements and desired outcomes to your team members from an end-user perspective.

The 'Create' dialog box is titled 'Create: Item Sprint' and includes the following fields and options:

- Item Name:** A text input field.
- Description:** A text input field.
- Add to:** A dropdown menu with 'Backlog' selected.
- Attachments:** A section with a 'Drop or Select files' button and a note: 'Note: Add up to 10 files'.
- Default Section:** A section header.
- Assign Users:** A dropdown menu with 'Select user'.
- Status:** A dropdown menu with 'To do' selected and a 'DEFAULT' button.
- Epic:** A dropdown menu with 'Select epic'.
- Item Type:** A dropdown menu with 'Story' selected and a 'DEFAULT' button.
- Priority:** A dropdown menu with 'Search your input' and a 'DEFAULT' button.
- Start Date:** A dropdown menu with 'Task' selected and a 'DEFAULT' button.
- End Date:** A dropdown menu with 'Bug' selected and a 'DEFAULT' button.
- Duration:** A field with a '0' value.
- Buttons:** 'Add to Other apps', 'Create', 'Add More', and 'Cancel'.

# Organize work items better with Epics.

Break down a project's objectives into smaller and achievable goals with the help of Epics. You can associate work items with an epic and track epic-wise progress across multiple sprints from the **Epics page**.

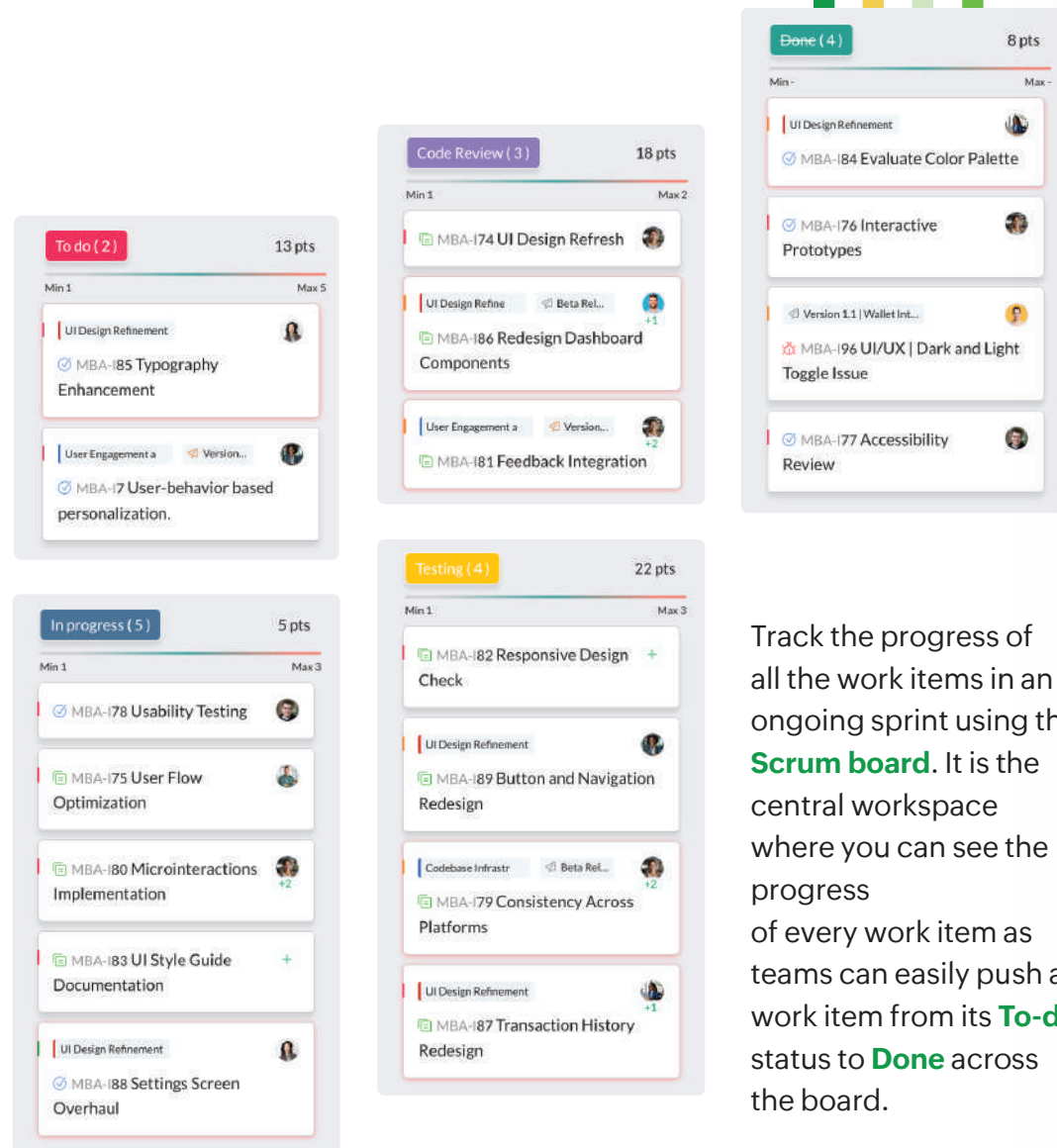
Are you thinking of an epic way to organize work items across sprints? Well, you have the answer already.

The 'Epics' view shows a dashboard for 'MBA- Bank of Verdia Mobile' with the following components:

- Navigation:** Backlog, Epics, Release, Board, Reports, Timesheet, Meetings.
- Active Epics List:**
  - Fit Track (0%)
  - Order placement and track... (0%)
  - UI Design Refinement (16%)
  - Knowledge Management H... (71%)
  - User Engagement and Sup... (41%)
  - Mobile Wallet Integration a... (0%)
  - Financial Management and ... (0%)
  - Seamless Transaction Expe... (25%)
  - User Authentication and Se... (54%)
- Backlog:** A list of items including 'MBA-112 Address dashboard data loading delay' (Status: To do).
- Progress and Analytics:** A section showing progress for various items.
- Design Harmony:** A section showing progress for design-related items.
- Tags:** UI/UX, Backend, bug.

The Epic view helps you track the progress of your team against the overall goals set for the project.

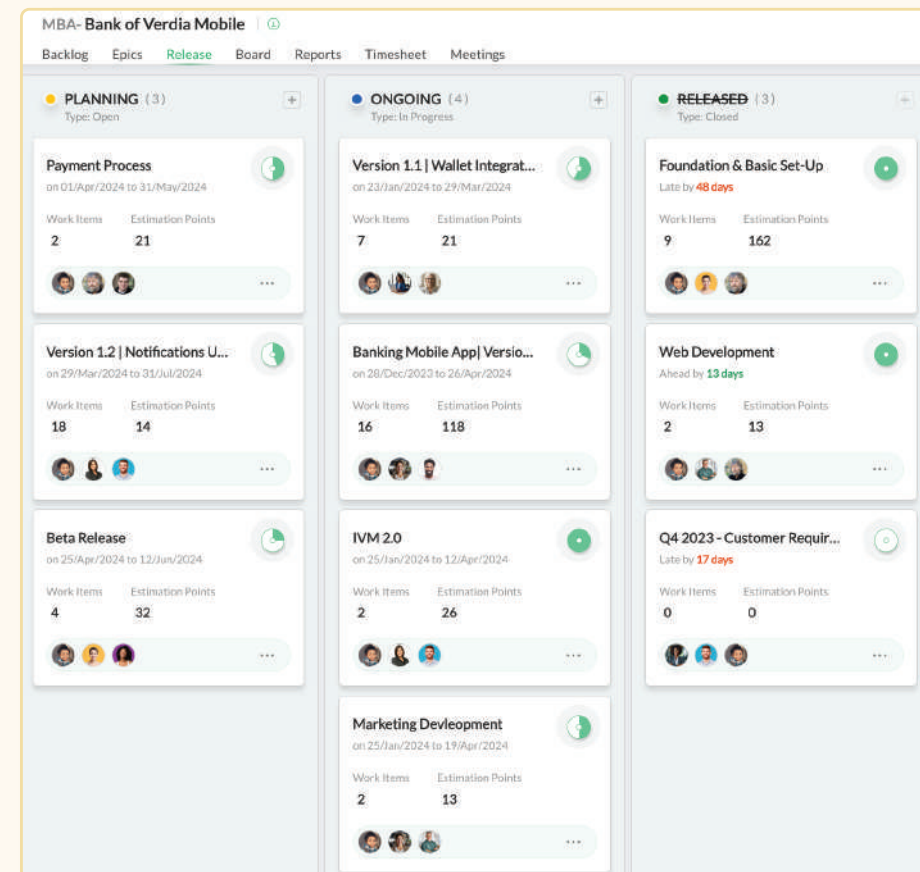
# Visualise progress with Scrum Board.



Track the progress of all the work items in an ongoing sprint using the **Scrum board**. It is the central workspace where you can see the progress of every work item as teams can easily push a work item from its **To-do** status to **Done** across the board.

# Increase product value with every release.

Launch product increments as short releases with the help of our **Release module**. You can add and customize stages of your release workflow, associate work items to a release, and navigate them from the **Plan** stage to the **Released** stage as your teams make progress.



# Every second counts.

Worry less about time tracking as we help you track log hours and manage time logs with the help of our inbuilt **Timesheet** module. You can track both the billable and non-billable hours, approve or reject time logs, and export them into an XLS or a CSV file as necessary.

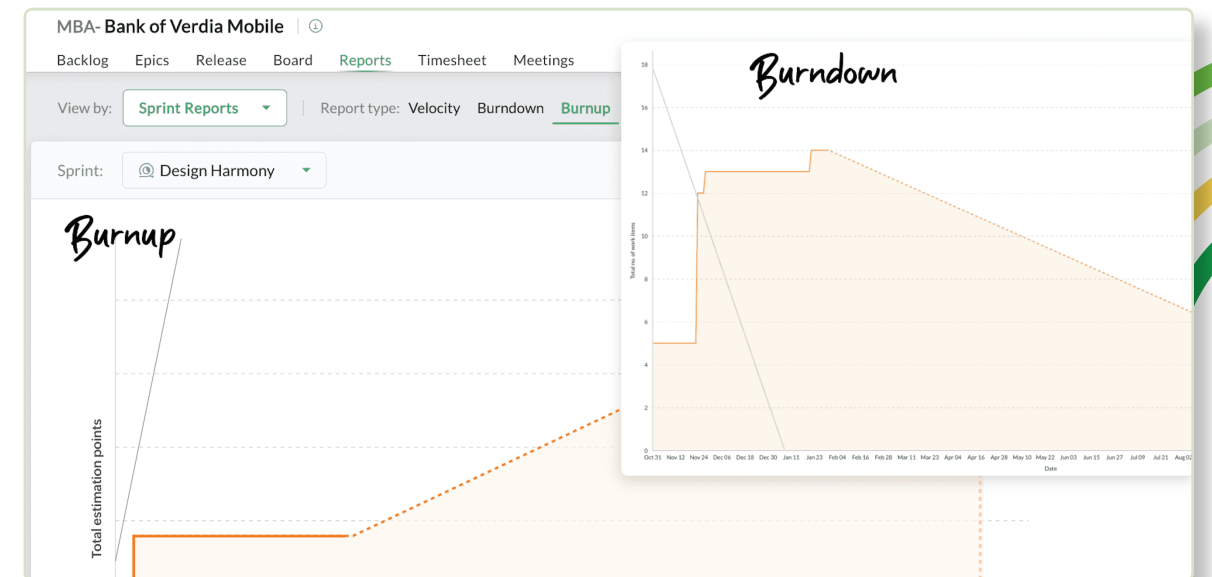
The screenshot shows the Timesheet module interface for 'MBA- Bank of Verdia Mobile'. It features a navigation bar with 'Backlog', 'Epics', 'Release', 'Board', 'Reports', 'Timesheet', and 'Meetings'. Below the navigation bar, there are filters for 'Log type' (Meeting, Work Item, General) and 'View by' (Date, User). The main area displays a table of time logs with columns for date, task ID, task description, status, billability, and duration. The table is grouped by date, showing logs from 17/Jan/2024 and 27/Dec/2023. A summary at the top right indicates a total of 26:30 + 360:38 = 387:08 hours.

Date	Task ID	Task Description	Status	Billable	Duration
17/Jan/2024	MBA-118	Resolve mobile check deposit image processing error	Pending	Non-billable	00:01
17/Jan/2024	MBA-162	Integrate Authenticator App Support	Pending	Non-billable	03:18
17/Jan/2024	MBA-13	LIX for specially-challenged user groups/audience	Pending	Non-billable	01:00
27/Dec/2023	MBA-133	Create a project roadmap outlining milestones and release c...	Approved	Billable	07:00
27/Dec/2023	MBA-110	Fix login screen layout on smaller devices	Pending	Non-billable	01:00
27/Dec/2023	MBA-11	Integrating cryptocurrency transactions.	Pending	Non-billable	15:51
27/Dec/2023	MBA-118	Resolve mobile check deposit image processing error	Pending	Non-billable	00:28
25/Dec/2023	MBA-16	Market research to identify emerging trends	Approved	Non-billable	05:00
22/Dec/2023	MBA-130	Choose and set up a continuous integration (CI) system for a...	Pending	Non-billable	13:00

Track your time spent on work items across projects in real-time with the Global timer. You can initiate the timer for multiple tasks and pause or stop the timer as needed.

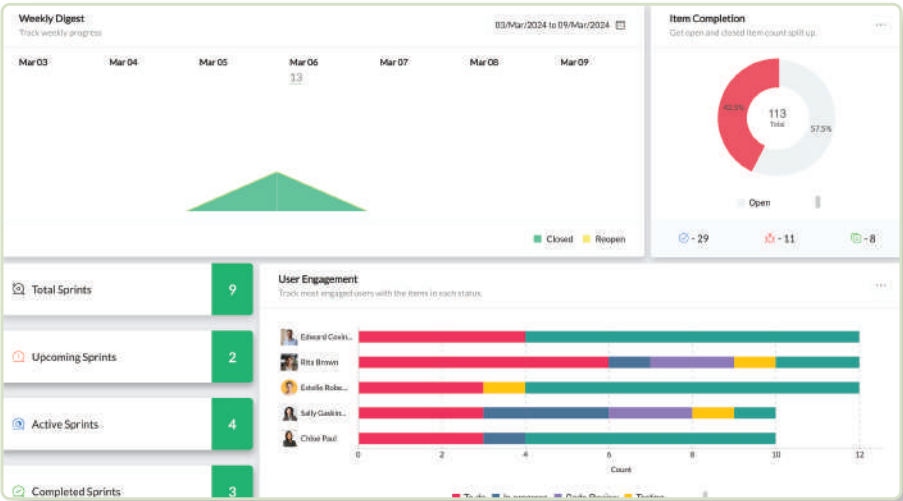
# Agile reports ✓

As the essence of agility lies in short feedback loops and attending to the feedback promptly in the next iteration, a good project management tool becomes complete only when it lets its users interpret data visually in the form of reports. You can access all the universally used Agile reports like **Burnup** chart, **Burndown** chart, **Velocity** chart, **Cumulative Flow** Diagram, etc., for your project under the **Reports** module.

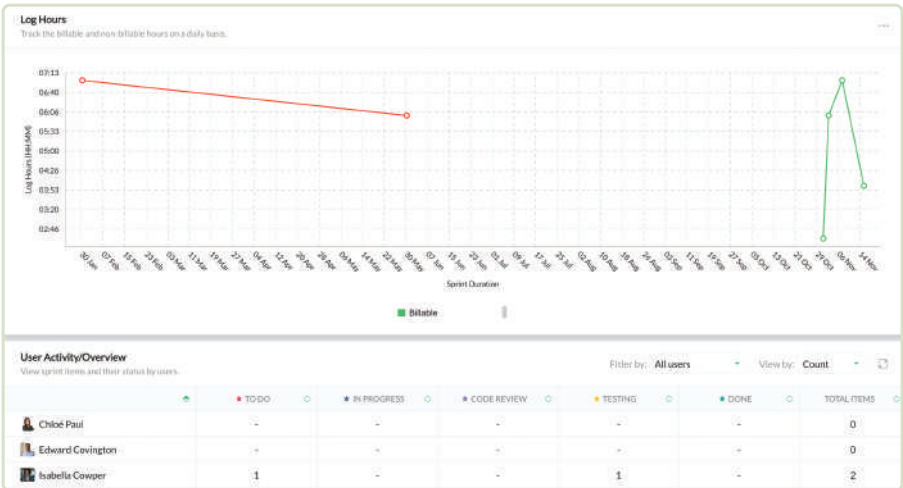




Interpret work metrics visually with the help of **Dashboards** at project and module levels. If you are a manager, these dashboards could turn into your go-to page to track performance and quickly identify delays and bottlenecks.



Be it the **Sprint** metrics, **Backlog** metrics, or **Timesheet** metrics, we've got them all covered! Every widget is carefully designed by us to help you get the most of the project data at your fingertips.



# Stay connected as you sprint.

Monica Hemsworth updated Item from 'To do' to 'Done'  
06/Mar/2024 02:42 AM · Show full description

MBA-147 Implement mobile wallet functionality  
Wallet Integration

Monica Hemsworth  
Don McCreesh Rita Brown Kindly provide the link to the designs for the mobile wallet for further review process.  
28/Nov/2023 03:49 AM · 1 · Reply · View 3 replies · Convert into work item

Monica Hemsworth  
Hannah Murphy and Estelle Roberts We are good to kickstart the backend and frontend development for this feature.  
Kindly keep us in the loop with all the updates.  
cc johnmarsh  
28/Nov/2023 04:06 AM · Reply · Convert into work item

Monica Hemsworth

### Quick Updates

The backend and frontend development is complete

**The backend and frontend Integration will be complete by 5th of december.**

29/Nov/2023 06:43 AM · Reply · Convert into work item

Type @ to mention someone and #1 to mention item ID

Wouldn't it be awesome if your scrum tool lets you effectively collaborate with your distributed teams?

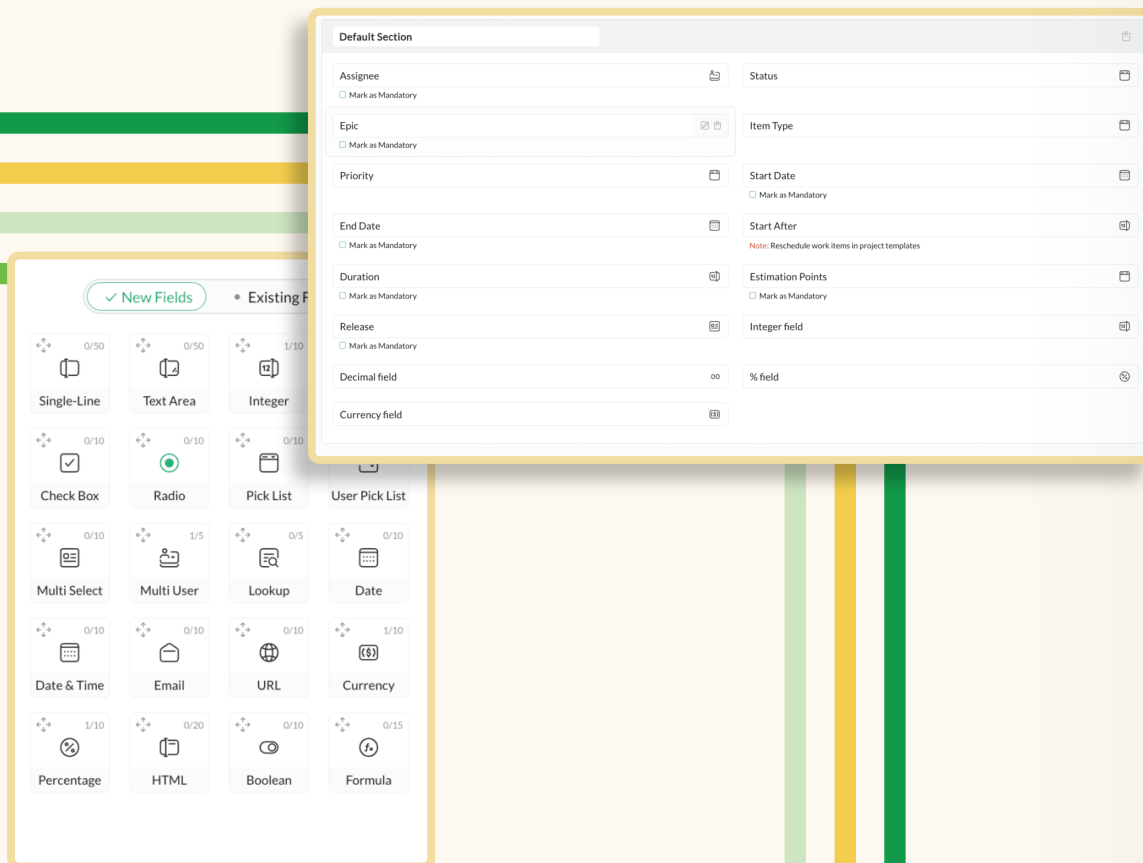
With our collaborative project **Feed**, **Group Chat** options, and **Whiteboard** integration, one can easily post status updates, brainstorm ideas, and stay updated with everything that's happening in the project.



# Customization is key.

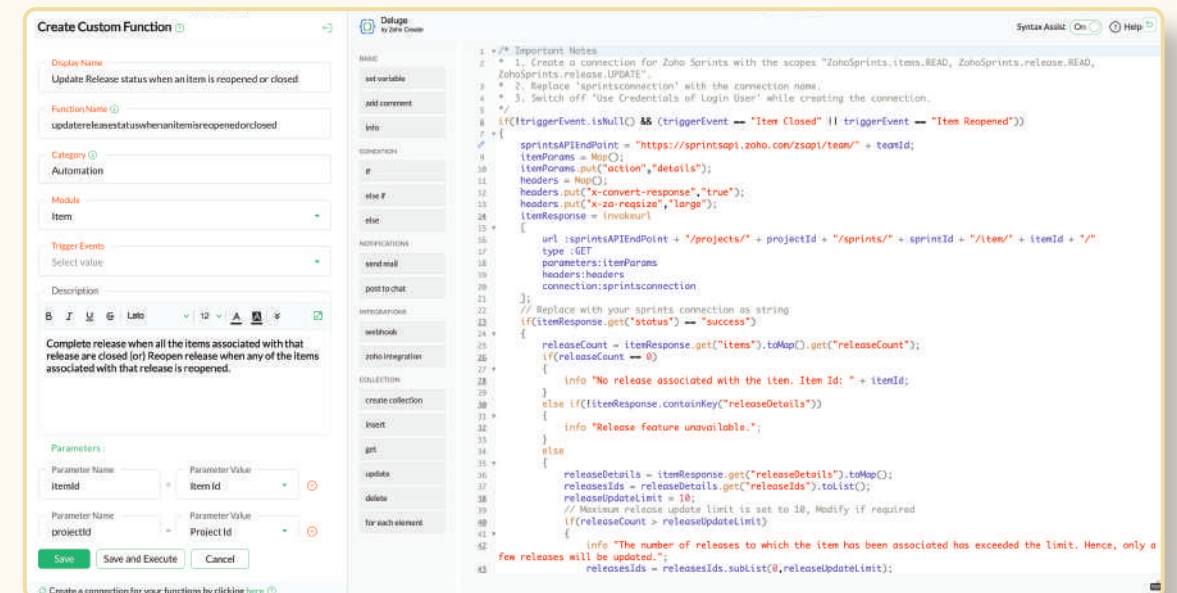
Would you say no to a tool that lets you customize it the way you want?

With **Custom Layouts** and **Custom Fields**, you can add more context to each of your projects. You can also customize sprints, work items, epics, releases, meetings, user roles, user groups, and email templates to make the project look more relevant to the specific problem statement your business solves.



# Streamline your workflow with Automation.

Automate all your routine tasks effortlessly with our robust **Automation** feature. You can create custom functions hassle-free with the help of **syntax assist**.



The Automation module also offers a gallery function with **predefined functions** for certain tasks, which you can easily customize as necessary.



# Save time with seamless integrations.

Spend less time managing your software and more time managing your projects. Automate your CI/CD pipeline and fetch build updates with the pleasure of not having to hop between different applications frequently. We have integrated well with popular developer tools like GitLab, GitHub, Jenkins, BitBucket etc., and other Zoho apps.



## Trusted by 100k+ teams worldwide.

We adopted Zoho Sprints for the ease of use and the benefits that come with the Zoho ecosystem. Zoho Sprints transformed the way we work and helped us in dealing with efficiently managing our projects.

**Razvan Ionescu**  
CEO, Security Portal

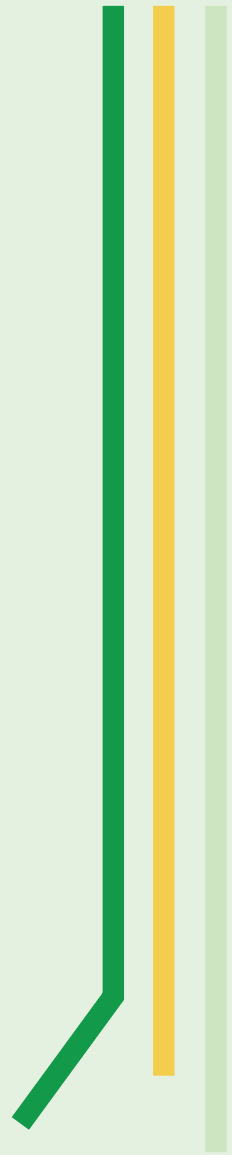
## User-based pricing that doesn't tie you down.

Starting from

**\$ 1**

per user per month  
billed annually

- ✓ 50 Projects
- ✓ 20 GB
- ✓ 5 Project Templates
- ✓ Backlog Management
- ✓ Scrum Board
- ✓ Epic Management
- ✓ Timesheet Management
- ✓ Agile Reports
- ✓ Scrum Meetings
- ✓ Project and Sprint Dashboard
- ✓ Project Feed and Activity Stream
- ✓ iOS and Android Mobile App



★ 4.9/5 | iOS



★ 4.5/5 | Android

**USA** | Del Valle

4708 HWY 71 E  
Del Valle, TX 78617-3216



[zoho.com/sprints](https://zoho.com/sprints)