



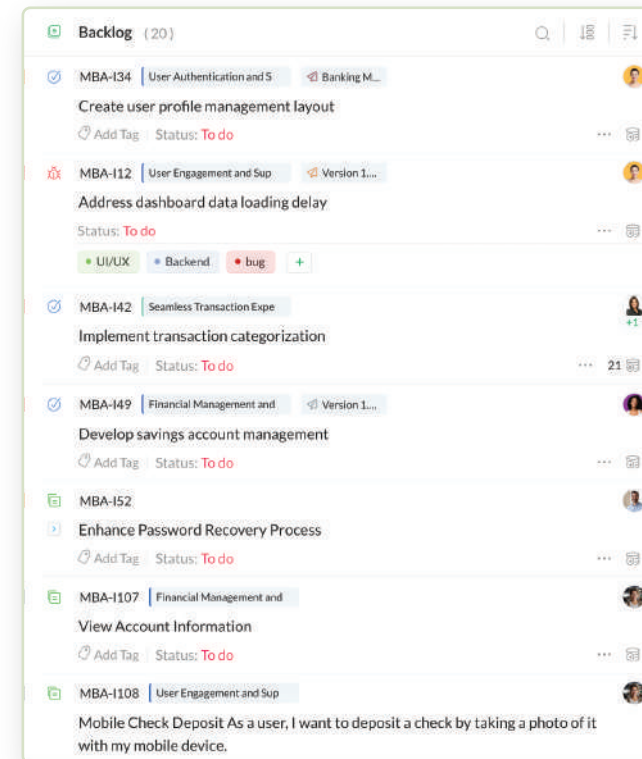
**Build great  
products sprint  
by sprint.**



# Planning.

That's where everything starts.

Well begun is half done. Thorough planning always helps in getting your project started on the right note. The **Backlog** feature helps you to collect all your project ideas in one place, brainstorm with your team, refine work items which are sprint-worthy, and start your sprint in no time.

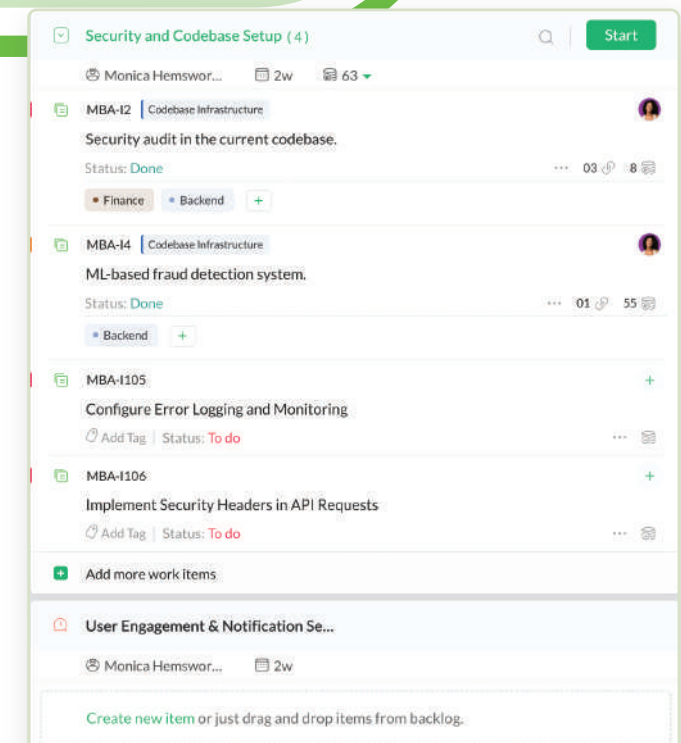


## Project Backlog

Project Backlog is a comprehensive list of project goals, ideas, user stories, feature enhancements, and tasks you'd like to accomplish towards the end of the project.

## Sprint Backlog

is a refined set of work items picked from the project backlog, planned for your team in the upcoming sprints.



# Build exactly what the user needs.

A **user story** is a work item that helps you to articulate feature requirements and desired outcomes to your team members from an end-user perspective.

# Organize work items better with Epics.

Break down a project's objectives into smaller and achievable goals with the help of Epics. You can associate work items with an epic and track epic-wise progress across multiple sprints from the **Epics page**.

Are you thinking of an epic way to organize work items across sprints? Well, you have the answer already.

A **task** is a work item that allows you to assign specific actions to individual members, contributing to achieving the goals outlined in a user story. A bug is a work item that lets you raise and track defects in your project efficiently.

The 'Create' dialog box is titled 'Create: Item Sprint' and contains the following fields and options:

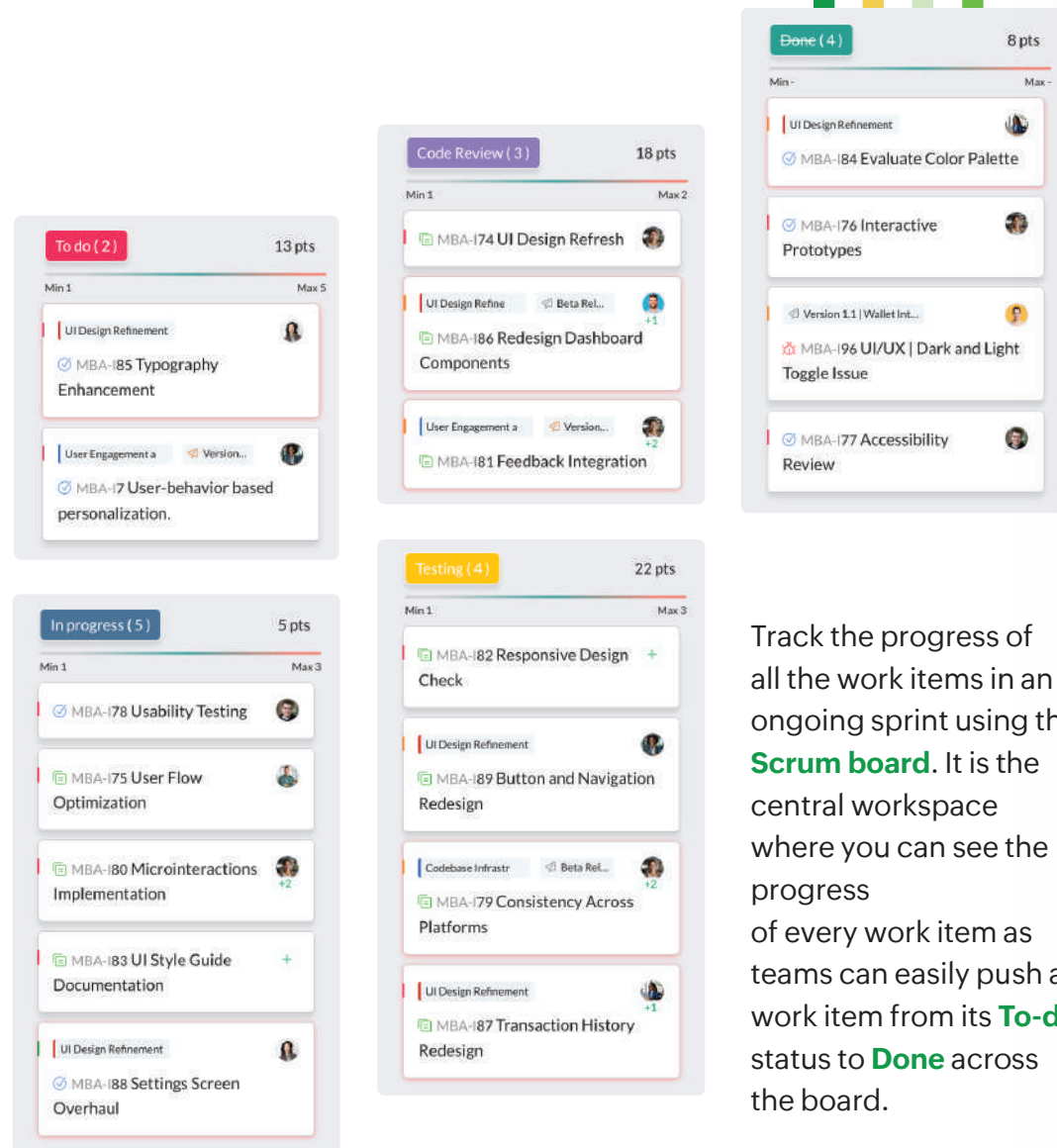
- Item Name:** A text input field.
- Description:** A text input field.
- Add to:** A dropdown menu with 'Backlog' selected.
- Attachments:** A section with a 'Drop or Select files' button and a note: 'Note: Add up to 10 files'.
- Default Section:** A section header.
- Assign Users:** A dropdown menu with 'Select user'.
- Status:** A dropdown menu with 'To do' selected and a 'DEFAULT' button.
- Epic:** A dropdown menu with 'Select epic'.
- Item Type:** A dropdown menu with 'Story' selected and a 'DEFAULT' button.
- Priority:** A dropdown menu with 'Search your input' and a 'DEFAULT' button.
- Start Date:** A dropdown menu with 'Task' selected and a 'DEFAULT' button.
- End Date:** A dropdown menu with 'Bug' selected and a 'DEFAULT' button.
- Duration:** A field with a '0' value.
- Buttons:** 'Add to Other apps', 'Create', 'Add More', and 'Cancel'.

The 'Epics' page shows a list of work items grouped by epic. The page title is 'MBA- Bank of Verdia Mobile'. The navigation bar includes 'Backlog', 'Epics', 'Release', 'Board', 'Reports', 'Timesheet', and 'Meetings'. The 'Detail View' is open for the 'Backlog' epic, showing a list of items with their progress percentages and status.

Item Name	Progress	Status
Fit Track	0%	To do
Order placement and track...	0%	To do
UI Design Refinement	16%	To do
Knowledge Management H...	71%	To do
User Engagement and Sup...	41%	To do
Mobile Wallet Integration a...	0%	To do
Financial Management and ...	0%	To do
Seamless Transaction Expe...	25%	To do
User Authentication and Se...	54%	To do

The Epic view helps you track the progress of your team against the overall goals set for the project.

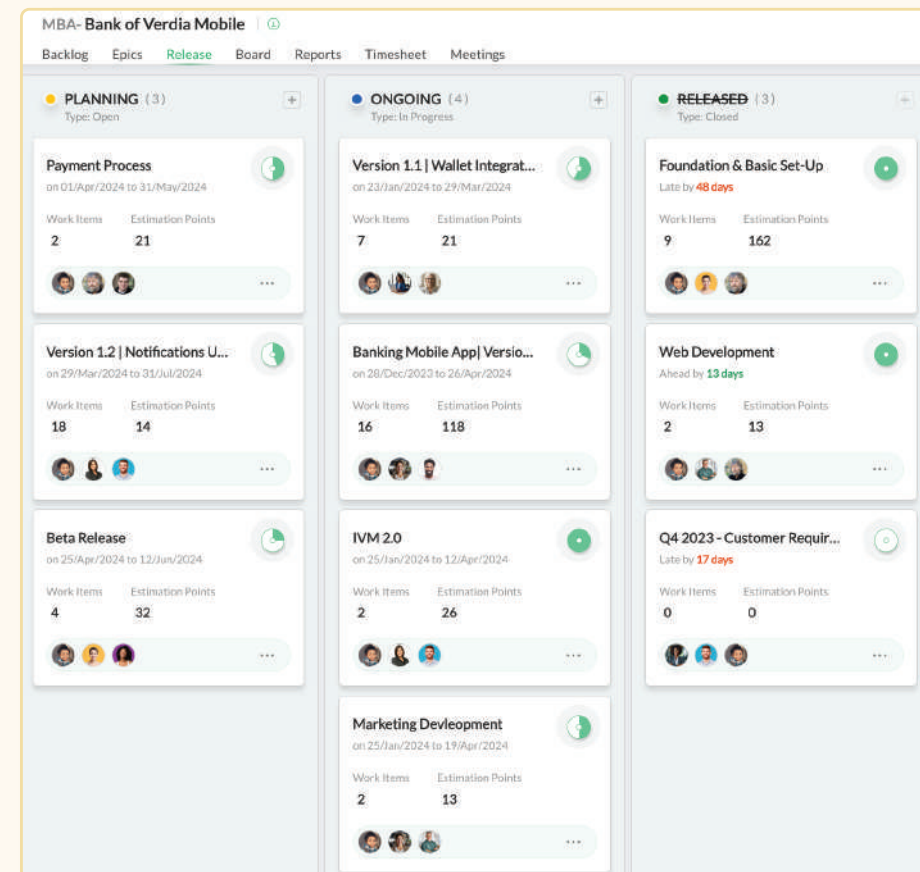
# Visualise progress with Scrum Board.



Track the progress of all the work items in an ongoing sprint using the **Scrum board**. It is the central workspace where you can see the progress of every work item as teams can easily push a work item from its **To-do** status to **Done** across the board.

# Increase product value with every release.

Launch product increments as short releases with the help of our **Release module**. You can add and customize stages of your release workflow, associate work items to a release, and navigate them from the **Plan** stage to the **Released** stage as your teams make progress.



# Every second counts.

Worry less about time tracking as we help you track log hours and manage time logs with the help of our inbuilt **Timesheet** module. You can track both the billable and non-billable hours, approve or reject time logs, and export them into an XLS or a CSV file as necessary.

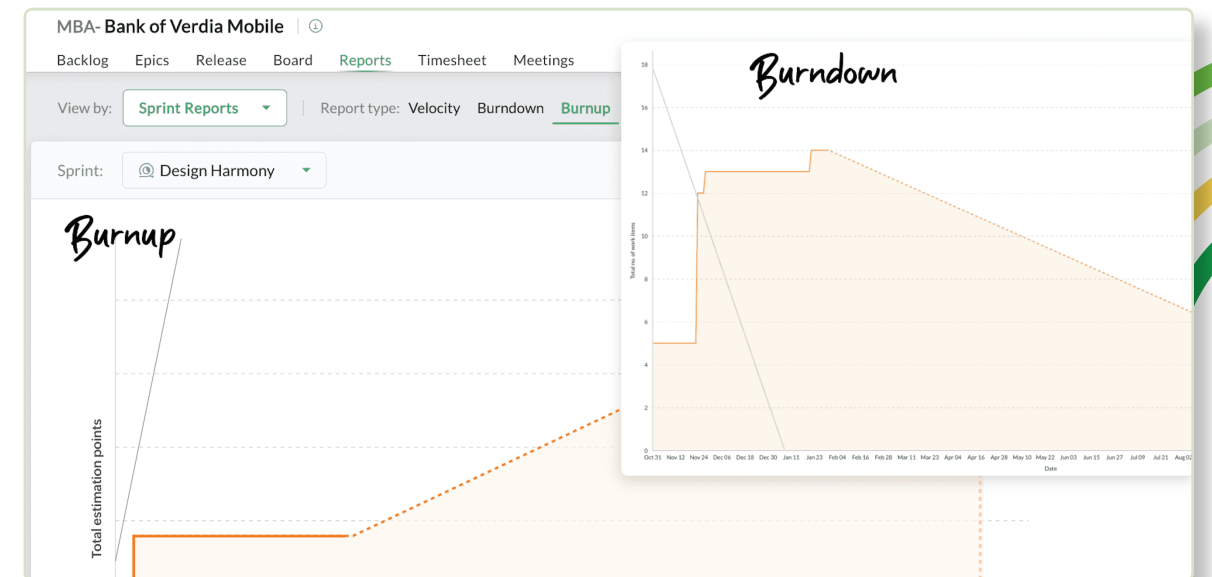
The screenshot shows the Timesheet module interface for 'MBA- Bank of Verdia Mobile'. It features a navigation bar with 'Backlog', 'Epics', 'Release', 'Board', 'Reports', 'Timesheet', and 'Meetings'. Below the navigation bar, there are filters for 'Log type' (Meeting, Work Item, General) and 'View by' (Date, User). The main area displays a table of time logs with columns for date, task ID, task description, status, billability, and duration. The table is grouped by date, showing logs from 17/Jan/2024 and 27/Dec/2023. A summary at the top right indicates '26:30 + 360:38 = 387:08'.

Date	Task ID	Task Description	Status	Billable	Duration
17/Jan/2024	MBA-118	Resolve mobile check deposit image processing error	Pending	Non-billable	00:01
17/Jan/2024	MBA-162	Integrate Authenticator App Support	Pending	Non-billable	03:18
17/Jan/2024	MBA-13	LIX for specially-challenged user groups/audience	Pending	Non-billable	01:00
27/Dec/2023	MBA-133	Create a project roadmap outlining milestones and release c...	Approved	Billable	07:00
27/Dec/2023	MBA-110	Fix login screen layout on smaller devices	Pending	Non-billable	01:00
27/Dec/2023	MBA-11	Integrating cryptocurrency transactions.	Pending	Non-billable	15:51
27/Dec/2023	MBA-118	Resolve mobile check deposit image processing error	Pending	Non-billable	00:28
25/Dec/2023	MBA-16	Market research to identify emerging trends	Approved	Non-billable	05:00
22/Dec/2023	MBA-130	Choose and set up a continuous integration (CI) system for a...	Pending	Non-billable	13:00

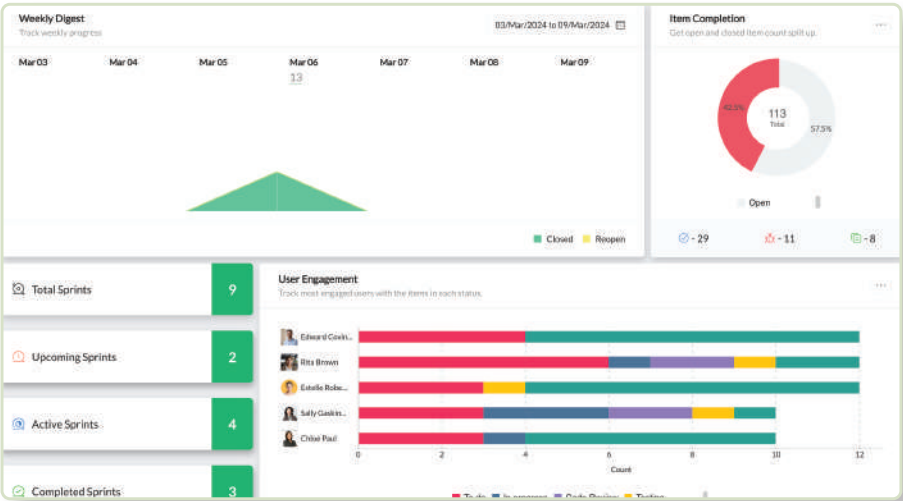
Track your time spent on work items across projects in real-time with the Global timer. You can initiate the timer for multiple tasks and pause or stop the timer as needed.

# Agile reports ✓

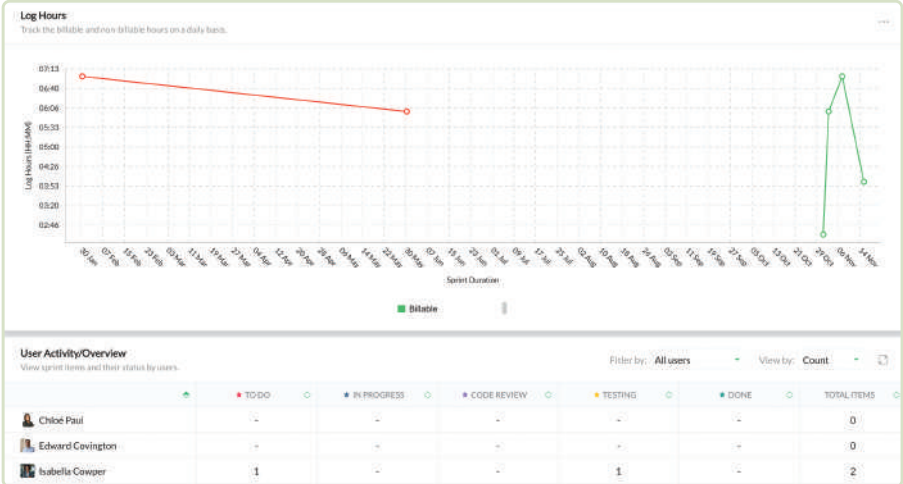
As the essence of agility lies in short feedback loops and attending to the feedback promptly in the next iteration, a good project management tool becomes complete only when it lets its users interpret data visually in the form of reports. You can access all the universally used Agile reports like **Burnup** chart, **Burndown** chart, **Velocity** chart, **Cumulative Flow** Diagram, etc., for your project under the **Reports** module.



Interpret work metrics visually with the help of **Dashboards** at project and module levels. If you are a manager, these dashboards could turn into your go-to page to track performance and quickly identify delays and bottlenecks.



Be it the **Sprint** metrics, **Backlog** metrics, or **Timesheet** metrics, we've got them all covered! Every widget is carefully designed by us to help you get the most of the project data at your fingertips.



# Stay connected as you sprint.

Monica Hemsworth updated Item from 'To do' to 'Done'  
06/Mar/2024 02:42 AM · Show full description

MBA-147 Implement mobile wallet functionality  
Wallet Integration

Monica Hemsworth  
Don McCreesh Rita Brown Kindly provide the link to the designs for the mobile wallet for further review process.  
28/Nov/2023 03:49 AM · 1 · Reply · View 3 replies · Convert into work item

Monica Hemsworth  
Hannah Murphy and Estelle Roberts We are good to kickstart the backend and frontend development for this feature.  
Kindly keep us in the loop with all the updates.  
cc johnmarsh  
28/Nov/2023 04:06 AM · Reply · Convert into work item

Monica Hemsworth

### Quick Updates

The backend and frontend development is complete

**The backend and frontend Integration will be complete by 5th of december.**

29/Nov/2023 06:43 AM · Reply · Convert into work item

Type @ to mention someone and #1 to mention item ID

Wouldn't it be awesome if your scrum tool lets you effectively collaborate with your distributed teams?



With our collaborative project **Feed**, **Group Chat** options, and **Whiteboard** integration, one can easily post status updates, brainstorm ideas, and stay updated with everything that's happening in the project.


# Activity Stream


Stay updated on project activities across the workspace with the help of **Activity Stream**. You can select a project to view its activities in chronological order from the Activity Stream page.


**Global Feed**  
Feed **Activity Stream**


Project: MBA - Bank of Verdia Mobile


**06/Mar/2024**  **Wallet Integration**  
02:42 AM  **Completed** sprint  
by Monica Hemsworth


02:42 AM  **MBA-I72 Implement wallet balance display.**  
**Completed** item  
by Monica Hemsworth

02:42 AM  **MBA-I93 Implement the transaction history screen**  
**Completed** item  
by Monica Hemsworth

02:42 AM  **MBA-I102 Regulatory Compliance Research**  
**Completed** item  
by Monica Hemsworth

02:42 AM  **MBA-I94 Create user friendly documentation for wallet features**  
**Completed** item  
by Monica Hemsworth

02:42 AM  **MBA-I73 Enable quick in-app payments.**  
**Completed** item  
by Monica Hemsworth

02:42 AM  **MBA-I71 Connect with third-party mobile wallet APIs.**  
**Completed** item  
by Monica Hemsworth

# Unlock project insights at a glance with **Global View**.

Get a bird's-eye view of all work items across the workspace with our **Global View** feature. It offers default views such as **My View** to see all the work items assigned to you, and **Team View** for work items assigned to your team. You can also organize data module-wise within these default views.

**Global View**  
My View **Team View** Custom View Zoho Analytics Customize ... + - Add view

Module: **Work Item** View: **Open** **Completed** Open Bugs Closed Bugs Work Items in Backlog Recent Bugs Recently Fixed Bugs Voted Items

ID	Work Items	Project	Sprint	Status	Assignee
MBA-I73	Enable quick in-app payments.	MBA - Bank of Verdia Mob...	Wallet Integration	Done	Estelle Roberts
MBA-I71	Connect with third-party mobile wallet APIs.	MBA - Bank of Verdia Mob...	Wallet Integration	Done	Hannah Murphy
MBA-I47	Implement mobile wallet functionality.	MBA - Bank of Verdia Mob...	Wallet Integration	Done	Estelle Roberts
MBA-I39	Implement budget tracking feature.	MBA - Bank of Verdia Mob...	Wallet Integration	Done	Paul Ford
MBA-I98	Customer Support Chatbot Integration	MBA - Bank of Verdia Mob...	Wallet Integration	Done	Isabella Cowper
MBA-I48	Design bill payment feature.	MBA - Bank of Verdia Mob...	Wallet Integration	Done	Estelle Roberts
MBA-I26	Integrate push notifications for transaction alerts.	MBA - Bank of Verdia Mob...	Wallet Integration	Done	Chloe Paul
MBA-I24	Create dashboard layout.	MBA - Bank of Verdia Mob...	Wallet Integration	Done	Estelle Roberts
MBA-I3	UX for specially-challenged user groups/audience.	MBA - Bank of Verdia Mob...	Wallet Integration	Done	Chloe Paul
PL1-I917	Send emailers to users informing about the special offer.	PL1 - E-Shopping Website	Backlog	Done	Unassigned
PL1-I1045	As a user, I would like to have a wishlist icon.	PL1 - E-Shopping Website	Smart apps- planning	Closed	Teresa Harper
MBA-I100	Mobile Banking Features Tutorial	MBA - Bank of Verdia Mob...	Research and Knowledg...	Done	Edward Covington

Additionally, Global View allows you to create **custom views** using filter criteria to view specific data selectively.

# Customization is key.

Would you say no to a tool that lets you customize it the way you want?

With **Custom Layouts** and **Custom Fields**, you can add more context to each of your projects. You can also customize sprints, work items, epics, releases, meetings, user roles, user groups, and email templates to make the project look more relevant to the specific problem statement your business solves.

Default Section

Assignee	Status
<input type="checkbox"/> Mark as Mandatory	
Epic	Item Type
<input type="checkbox"/> Mark as Mandatory	
Priority	Start Date
<input type="checkbox"/> Mark as Mandatory	<input type="checkbox"/> Mark as Mandatory
End Date	Start After
<input type="checkbox"/> Mark as Mandatory	Note: Reschedule work items in project templates
Duration	Estimation Points
<input type="checkbox"/> Mark as Mandatory	<input type="checkbox"/> Mark as Mandatory
Release	Integer field
<input type="checkbox"/> Mark as Mandatory	
Decimal field	% field
Currency field	

✓ New Fields • Existing Fields

Single-Line	Text Area	Integer
Check Box	Radio	Pick List
Multi Select	Multi User	Lookup
Date & Time	Email	URL
Percentage	HTML	Boolean

# Streamline your workflow with Automation.

Automate all your routine tasks effortlessly with our robust **Automation** feature. You can create custom functions hassle-free with the help of **syntax assist**.

Create Custom Function

Display Name: Update Release status when an item is reopened or closed

Function Name: updateReleaseStatusWhenItemIsReopenedOrClosed

Category: Automation

Module: Item

Trigger Events: Select value

Description: Complete release when all the items associated with that release are closed (or) Reopen release when any of the items associated with that release is reopened.

Parameters:

Parameter Name	Parameter Value
itemId	Item Id
projectId	Project Id

```
1 /* Important Notes
2 * 1. Create a connection for Zoho Sprints with the scopes "ZohoSprints.items.READ, ZohoSprints.release.READ,
3 * ZohoSprints.release.UPDATE".
4 * 2. Replace "sprintsconnection" with the connection name.
5 * 3. Switch off "Use Credentials of Login User" while creating the connection.
6 */
7
8 if(!triggerEvent.isNull() && (triggerEvent == "Item Closed" || triggerEvent == "Item Reopened"))
9 {
10   sprintsAPIEndPoint = "https://sprintsapi.zoho.com/zsapi/team/" + teamId;
11   itemParams = Map();
12   itemParams.put("action", "details");
13   headers = Map();
14   headers.put("x-zo-convert-response", "true");
15   headers.put("x-zo-reqsize", "large");
16   itemResponse = invokeurl
17 {
18   url :sprintsAPIEndPoint + "/projects/" + projectId + "/sprints/" + sprintId + "/" + item + "/" +
19   type - GET
20   parameters: itemParams
21   headers: headers
22   connection: sprintsconnection
23 };
24 // Replace with your sprints connection as string
25 if(!itemResponse.get("status") == "success")
26 {
27   releaseCount = itemResponse.get("items").toMap().get("releaseCount");
28   if(releaseCount == 0)
29   {
30     info "No release associated with the item. Item Id: " + itemId;
31   }
32   else if(!itemResponse.containsKey("releaseDetails"))
33   {
34     info "Release feature unavailable.";
35   }
36   else
37   {
38     releaseDetails = itemResponse.get("releaseDetails").toMap();
39     releasesIds = releaseDetails.get("releaseIds").toList();
40     releaseUpdateLimit = 10;
41     // Maximum release update limit is set to 10, Modify if required
42     if(releaseCount > releaseUpdateLimit)
43     {
44       info "The number of releases to which the item has been associated has exceeded the limit. Hence, only a
45       few releases will be updated.";
46       releasesIds = releasesIds.subList(0, releaseUpdateLimit);
47     }
48   }
49 }
```

The Automation module also offers a gallery function with **predefined functions** for certain tasks, which you can easily customize as necessary.



# Save time with seamless integrations.

Spend less time managing your software and more time managing your projects. Automate your CI/CD pipeline and fetch build updates with the pleasure of not having to hop between different applications frequently. We have integrated well with popular developer tools like GitLab, GitHub, Jenkins, BitBucket etc., and other Zoho apps.



## Trusted by 100k+ teams worldwide.

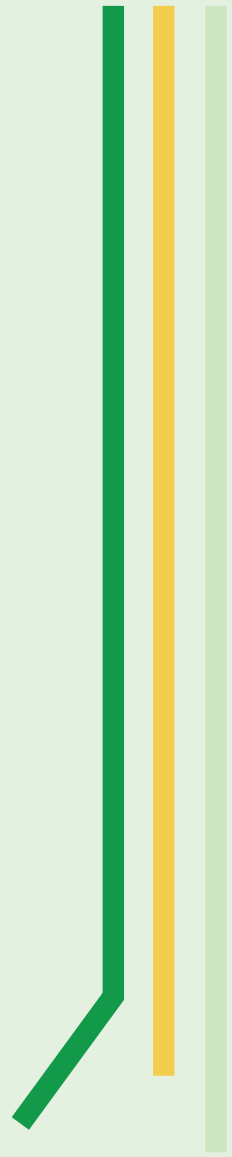
We adopted Zoho Sprints for the ease of use and the benefits that come with the Zoho ecosystem. Zoho Sprints transformed the way we work and helped us in dealing with efficiently managing our projects.

**Razvan Ionescu**  
CEO, Security Portal

## User-based pricing that doesn't tie you down.

Starting from  
**£ 0.8**  
per user per month  
billed annually

- ✓ 50 Projects
- ✓ 20 GB
- ✓ 5 Project Templates
- ✓ Backlog Management
- ✓ Scrum Board
- ✓ Epic Management
- ✓ Timesheet Management
- ✓ Agile Reports
- ✓ Scrum Meetings
- ✓ Project and Sprint Dashboard
- ✓ Project Feed and Activity Stream
- ✓ iOS and Android Mobile App



★ 4.9/5 | iOS



★ 4.5/5 | Android

**UK**

**Bletchley, Milton Keynes**

Suite 1.09, Challenge House, Sherwood Dr,  
Bletchley, Milton Keynes MK3 6DP, United Kingdom



[zoho.com/sprints](https://zoho.com/sprints)