



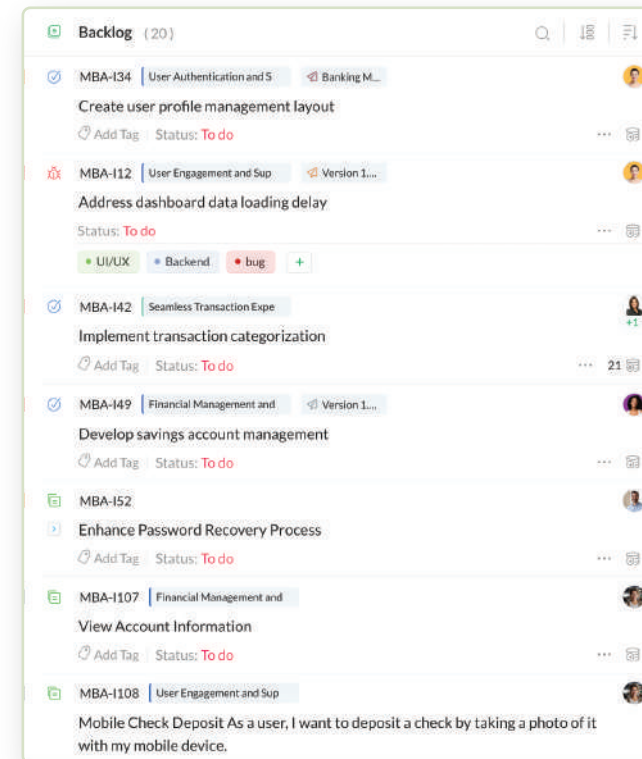
**Build great
products sprint
by sprint.**



Planning.

That's where everything starts.

Well begun is half done. Thorough planning always helps in getting your project started on the right note. The **Backlog** feature helps you to collect all your project ideas in one place, brainstorm with your team, refine work items which are sprint-worthy, and start your sprint in no time.

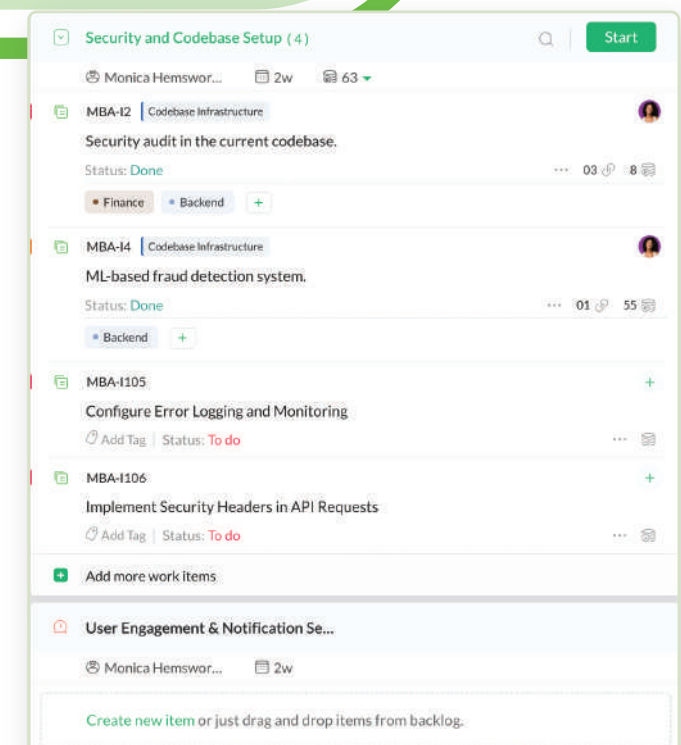


Project Backlog

Project Backlog is a comprehensive list of project goals, ideas, user stories, feature enhancements, and tasks you'd like to accomplish towards the end of the project.

Sprint Backlog

is a refined set of work items picked from the project backlog, planned for your team in the upcoming sprints.



Build exactly what the user needs.

A **user story** is a work item that helps you to articulate feature requirements and desired outcomes to your team members from an end-user perspective.

The 'Create' dialog box is titled 'Create: Item Sprint' and contains the following fields and options:

- Item Name:** A text input field.
- Description:** A text input field.
- Add to:** A dropdown menu with 'Backlog' selected.
- Attachments:** A section with a 'Drop or Select files' button and a note: 'Note: Add up to 10 files'.
- Default Section:** A section header.
- Assign Users:** A dropdown menu with 'Select user'.
- Status:** A dropdown menu with 'To do' selected and a 'DEFAULT' button.
- Epic:** A dropdown menu with 'Select epic'.
- Item Type:** A dropdown menu with 'Story' selected and a 'DEFAULT' button.
- Priority:** A dropdown menu with 'Search your input' and a 'DEFAULT' button.
- Start Date:** A dropdown menu with 'Task' selected and a 'DEFAULT' button.
- End Date:** A dropdown menu with 'Bug' selected and a 'DEFAULT' button.
- Duration:** A field with a '0' value.
- Buttons:** 'Add to Other apps', 'Create', 'Add More', and 'Cancel'.

Organize work items better with Epics.

Break down a project's objectives into smaller and achievable goals with the help of Epics. You can associate work items with an epic and track epic-wise progress across multiple sprints from the **Epics page**.

Are you thinking of an epic way to organize work items across sprints? Well, you have the answer already.

The 'Epics' page for 'MBA- Bank of Verdia Mobile' shows a list of epics and their progress:

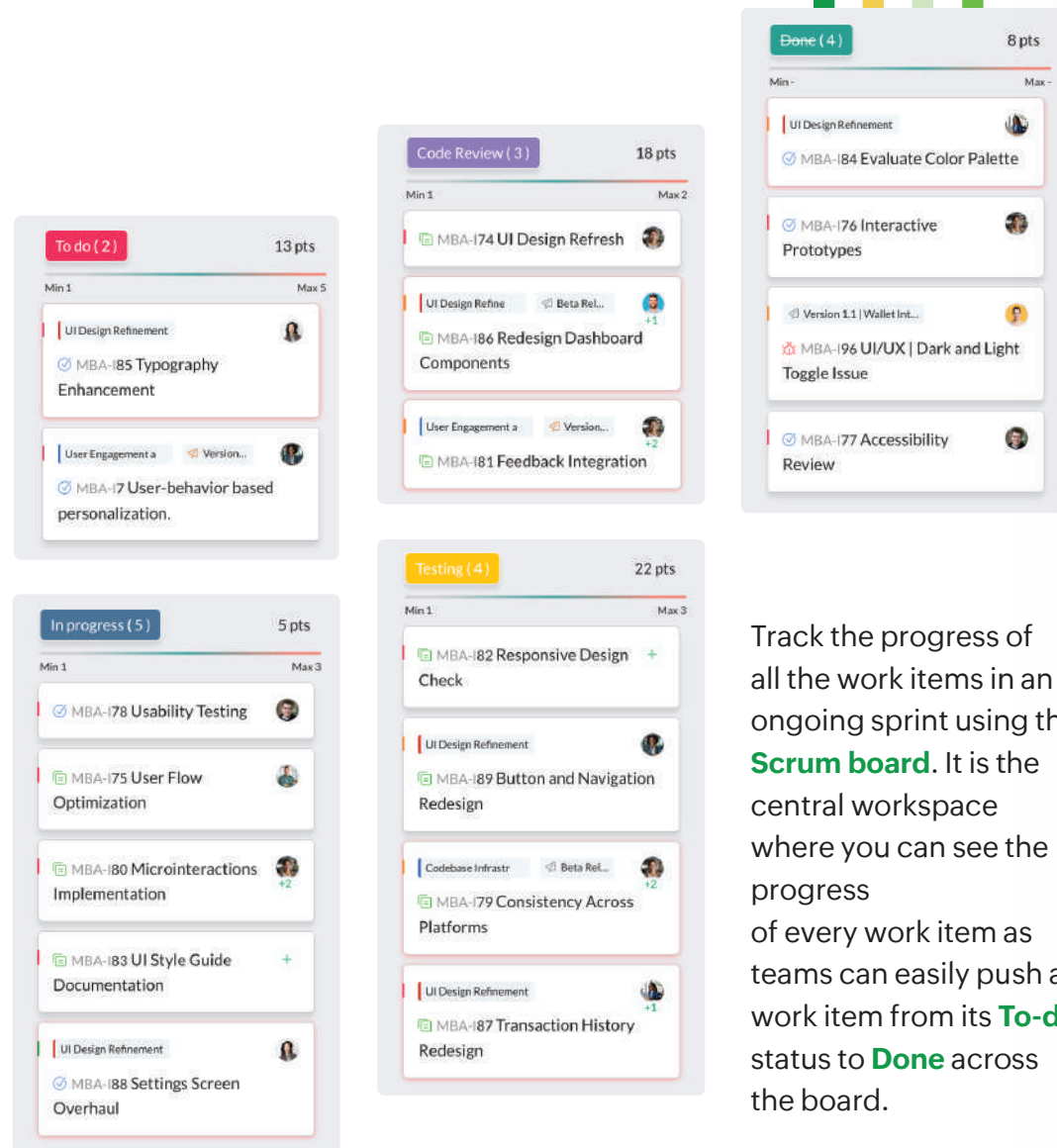
- Fit Track:** by Monica Hemsworth, 0% progress.
- Order placement and track...:** by Monica Hemsworth, 0% progress.
- UI Design Refinement:** by Monica Hemsworth, 16% progress.
- Knowledge Management H...:** by Monica Hemsworth, 71% progress.
- User Engagement and Sup...:** by Monica Hemsworth, 41% progress.
- Mobile Wallet Integration a...:** by Monica Hemsworth, 0% progress.
- Financial Management and ...:** by Monica Hemsworth, 0% progress.
- Seamless Transaction Expe...:** by Monica Hemsworth, 25% progress.
- User Authentication and Se...:** by Monica Hemsworth, 54% progress.

The page also features a 'Backlog' section with a 'MBA-112 Address dashboard data loading delay' item (Status: To do) and a 'Progress and Analytics' section with a 'MBA-135 Design and implement in-app customer support' item (Status: To do). A 'Design Harmony' section shows a 'MBA-181 Feedback Integration' item (Status: Code Review). The interface includes navigation tabs (Backlog, Epics, Release, Board, Reports, Timesheet, Meetings), a 'Detail View' dropdown, and a 'Create' button.

The Epic view helps you track the progress of your team against the overall goals set for the project.

A **task** is a work item that allows you to assign specific actions to individual members, contributing to achieving the goals outlined in a user story. A bug is a work item that lets you raise and track defects in your project efficiently.

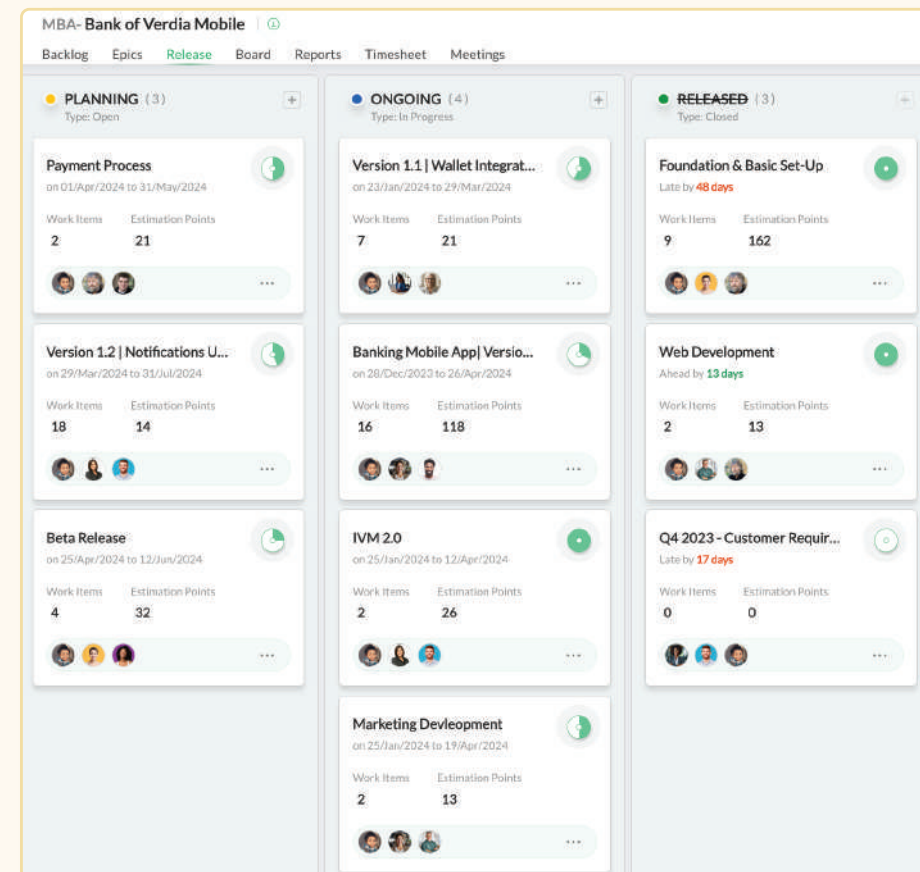
Visualise progress with Scrum Board.



Track the progress of all the work items in an ongoing sprint using the **Scrum board**. It is the central workspace where you can see the progress of every work item as teams can easily push a work item from its **To-do** status to **Done** across the board.

Increase product value with every release.

Launch product increments as short releases with the help of our **Release module**. You can add and customize stages of your release workflow, associate work items to a release, and navigate them from the **Plan** stage to the **Released** stage as your teams make progress.



Every second counts.

Worry less about time tracking as we help you track log hours and manage time logs with the help of our inbuilt **Timesheet** module. You can track both the billable and non-billable hours, approve or reject time logs, and export them into an XLS or a CSV file as necessary.

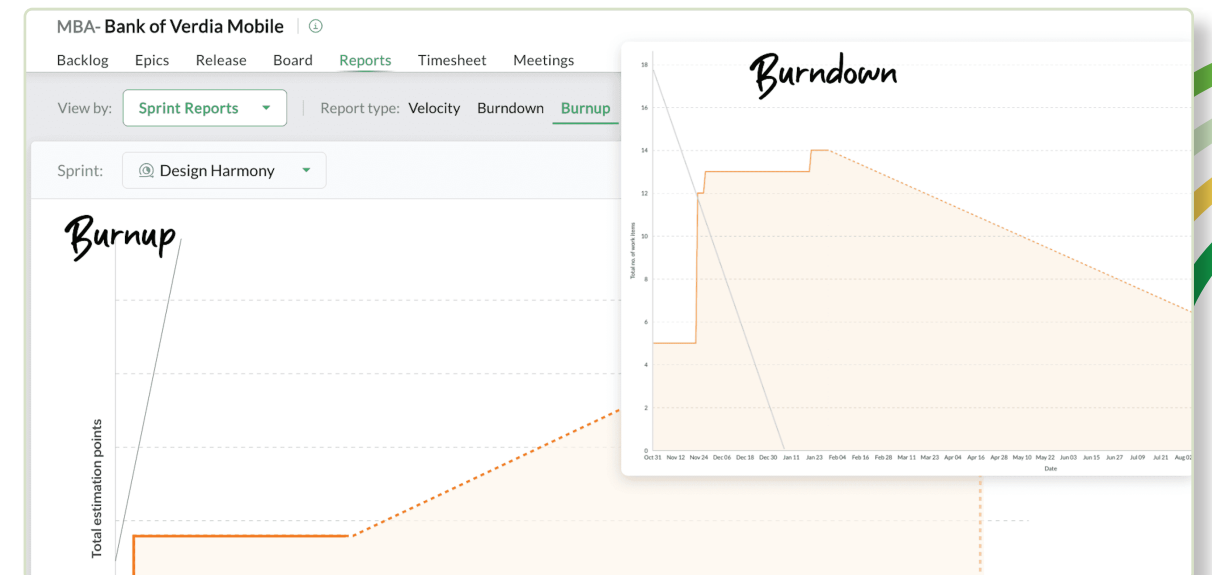
The screenshot shows the Timesheet module interface for 'MBA- Bank of Verdia Mobile'. It features a navigation bar with 'Backlog', 'Epics', 'Release', 'Board', 'Reports', 'Timesheet', and 'Meetings'. Below the navigation, there are filters for 'Log type' (Meeting, Work Item, General) and 'View by' (Date, User). The main area displays a table of time logs with columns for date, task name, status, and time. The table is grouped by date, showing logs from 17/Jan/2024 and 27/Dec/2023. A summary at the top right indicates '26:30 + 360:38 = 387:08'.

Date	Task Name	Status	Time
17/Jan/2024	Resolve mobile check deposit image processing error	Pending	00:01
17/Jan/2024	Integrate Authenticator App Support	Pending	03:18
17/Jan/2024	LIX for specially-challenged user groups/audience	Pending	01:00
27/Dec/2023	Create a project roadmap outlining milestones and release c...	Approved	07:00
27/Dec/2023	Fix login screen layout on smaller devices	Pending	01:00
27/Dec/2023	Integrating cryptocurrency transactions	Pending	15:51
27/Dec/2023	Resolve mobile check deposit image processing error	Pending	00:28
25/Dec/2023	Market research to identify emerging trends	Approved	05:00
22/Dec/2023	Choose and set up a continuous integration (CI) system for a...	Pending	13:00

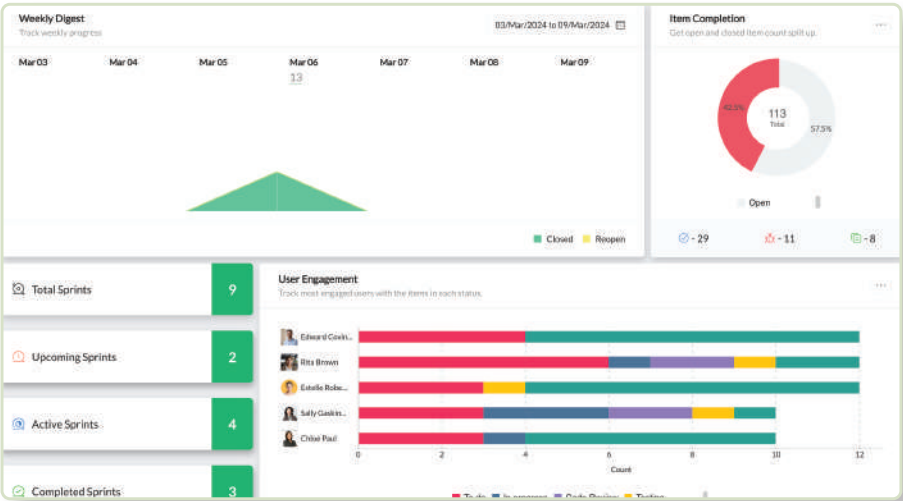
Track your time spent on work items across projects in real-time with the Global timer. You can initiate the timer for multiple tasks and pause or stop the timer as needed.

Agile reports ✓

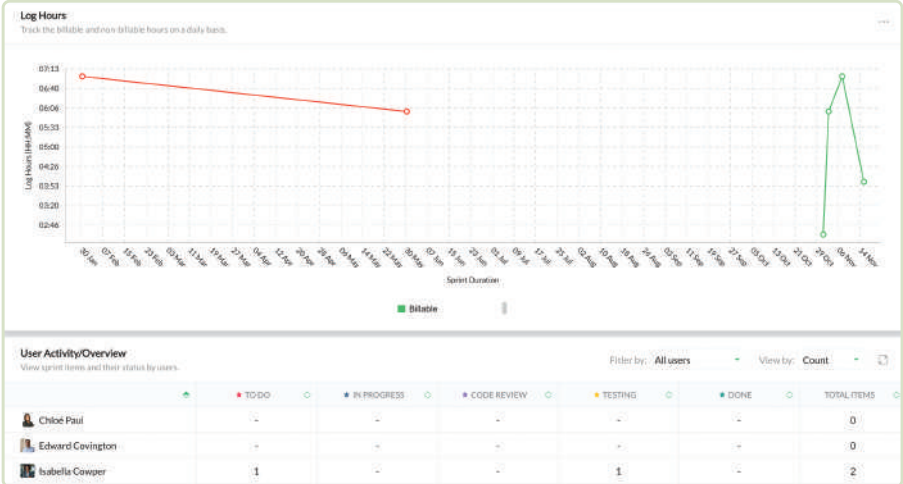
As the essence of agility lies in short feedback loops and attending to the feedback promptly in the next iteration, a good project management tool becomes complete only when it lets its users interpret data visually in the form of reports. You can access all the universally used Agile reports like **Burnup** chart, **Burndown** chart, **Velocity** chart, **Cumulative Flow** Diagram, etc., for your project under the **Reports** module.



Interpret work metrics visually with the help of **Dashboards** at project and module levels. If you are a manager, these dashboards could turn into your go-to page to track performance and quickly identify delays and bottlenecks.



Be it the **Sprint** metrics, **Backlog** metrics, or **Timesheet** metrics, we've got them all covered! Every widget is carefully designed by us to help you get the most of the project data at your fingertips.



Stay connected as you sprint.

Monica Hemsworth updated Item from 'To do' to 'Done'
06/Mar/2024 02:42 AM · Show full description

MBA-147 Implement mobile wallet functionality
Wallet Integration

Monica Hemsworth
Don McCreesh Rita Brown Kindly provide the link to the designs for the mobile wallet for further review process.
28/Nov/2023 03:49 AM · 1 · Reply · View 3 replies · Convert into work item

Monica Hemsworth
Hannah Murphy and Estelle Roberts We are good to kickstart the backend and frontend development for this feature.
Kindly keep us in the loop with all the updates.
cc johnmarsh
28/Nov/2023 04:06 AM · Reply · Convert into work item

Monica Hemsworth

Quick Updates

The backend and frontend development is complete

The backend and frontend Integration will be complete by 5th of december.

29/Nov/2023 06:43 AM · Reply · Convert into work item

Type @ to mention someone and #1 to mention item ID

Wouldn't it be awesome if your scrum tool lets you effectively collaborate with your distributed teams?

With our collaborative project **Feed**, **Group Chat** options, and **Whiteboard** integration, one can easily post status updates, brainstorm ideas, and stay updated with everything that's happening in the project.

Activity Stream

Stay updated on project activities across the workspace with the help of **Activity Stream**. You can select a project to view its activities in chronological order from the Activity Stream page.

Global Feed
Feed **Activity Stream**

Project: **MBA - Bank of Verdia Mobile**

06/Mar/2024 **Wallet Integration**
02:42 AM **Completed** sprint
by Monica Hemsworth

02:42 AM **MBA-172 Implement wallet balance display.**
Completed item
by Monica Hemsworth

02:42 AM **MBA-193 Implement the transaction history screen**
Completed item
by Monica Hemsworth

02:42 AM **MBA-1102 Regulatory Compliance Research**
Completed item
by Monica Hemsworth

02:42 AM **MBA-194 Create user friendly documentation for wallet features**
Completed item
by Monica Hemsworth

02:42 AM **MBA-173 Enable quick in-app payments.**
Completed item
by Monica Hemsworth

02:42 AM **MBA-171 Connect with third-party mobile wallet APIs.**
Completed item
by Monica Hemsworth

Unlock project insights at a glance with **Global View**.

Get a bird's-eye view of all work items across the workspace with our **Global View** feature. It offers default views such as **My View** to see all the work items assigned to you, and **Team View** for work items assigned to your team. You can also organize data module-wise within these default views.

Global View
My View **Team View** Custom View Zoho Analytics Customize ... + - Add view

Module: **Work Item** View: **Open** **Completed** Open Bugs Closed Bugs Work Items in Backlog Recent Bugs Recently Fixed Bugs Voted Items

ID	Work Items	Project	Sprint	Status	Assignee
MBA-173	Enable quick in-app payments.	MBA - Bank of Verdia Mob...	Wallet Integration	Done	Estelle Roberts
MBA-171	Connect with third-party mobile wallet APIs.	MBA - Bank of Verdia Mob...	Wallet Integration	Done	Hannah Murphy
MBA-147	Implement mobile wallet functionality	MBA - Bank of Verdia Mob...	Wallet Integration	Done	Estelle Roberts
MBA-139	Implement budget tracking feature	MBA - Bank of Verdia Mob...	Wallet Integration	Done	Paul Ford
MBA-198	Customer Support Chatbot Integration	MBA - Bank of Verdia Mob...	Wallet Integration	Done	Isabella Cowper
MBA-148	Design bill payment feature	MBA - Bank of Verdia Mob...	Wallet Integration	Done	Estelle Roberts
MBA-126	Integrate push notifications for transaction alerts	MBA - Bank of Verdia Mob...	Wallet Integration	Done	Chloe Paul
MBA-124	Create dashboard layout	MBA - Bank of Verdia Mob...	Wallet Integration	Done	Estelle Roberts
MBA-13	UX for specially-challenged user groups/audience	MBA - Bank of Verdia Mob...	Wallet Integration	Done	Chloe Paul
PL1-1917	Send emailers to users informing about the special offer	PL1 - E-Shopping Website	Backlog	Done	Unassigned
PL1-11045	As a user, I would like to have a wishlist icon.	PL1 - E-Shopping Website	Smart apps- planning	Closed	Teresa Harper
MBA-1100	Mobile Banking Features Tutorial	MBA - Bank of Verdia Mob...	Research and Knowledg...	Done	Edward Covington

Additionally, Global View allows you to create **custom views** using filter criteria to view specific data selectively.

Customization is key.

Would you say no to a tool that lets you customize it the way you want?

With **Custom Layouts** and **Custom Fields**, you can add more context to each of your projects. You can also customize sprints, work items, epics, releases, meetings, user roles, user groups, and email templates to make the project look more relevant to the specific problem statement your business solves.

Default Section

Assignee	Status
<input type="checkbox"/> Mark as Mandatory	
Epic	Item Type
<input type="checkbox"/> Mark as Mandatory	
Priority	Start Date
<input type="checkbox"/> Mark as Mandatory	<input type="checkbox"/> Mark as Mandatory
End Date	Start After
<input type="checkbox"/> Mark as Mandatory	Note: Reschedule work items in project templates
Duration	Estimation Points
<input type="checkbox"/> Mark as Mandatory	<input type="checkbox"/> Mark as Mandatory
Release	Integer field
<input type="checkbox"/> Mark as Mandatory	
Decimal field	% field
Currency field	

✓ New Fields • Existing Fields

Single-Line	Text Area	Integer
Check Box	Radio	Pick List
Multi Select	Multi User	Lookup
Date & Time	Email	URL
Percentage	HTML	Boolean

Streamline your workflow with Automation.

Automate all your routine tasks effortlessly with our robust **Automation** feature. You can create custom functions hassle-free with the help of **syntax assist**.

Create Custom Function

Function Name: updateReleaseStatusWhenAnItemIsReopenedOrClosed

Category: Automation

Module: Automation

Trigger Events: Select value

Description: Complete release when all the items associated with that release are closed (or) Reopen release when any of the items associated with that release is reopened.

Parameters:

Parameter Name	Parameter Value
Item Id	Item Id
Project Id	Project Id

Save Save and Execute Cancel

```
1 /* Important Notes
2 * 1. Create a connection for Zoho Sprints with the scopes "ZohoSprints.items.READ, ZohoSprints.release.READ,
3 * ZohoSprints.release.UPDATE".
4 * 2. Replace "sprintsconnection" with the connection name.
5 * 3. Switch off "Use Credentials of Login User" while creating the connection.
6 */
7
8 if(!triggerEvent.isNull() && (triggerEvent == "Item Closed" || triggerEvent == "Item Reopened"))
9 {
10   sprintsAPIEndPoint = "https://sprintsapi.zoho.com/zsapi/team/" + teamId;
11   itemParams = Map();
12   itemParams.put("action", "details");
13   headers = Map();
14   headers.put("x-zo-convert-response", "true");
15   headers.put("x-zo-reqsize", "large");
16   itemResponse = invokeurl
17 {
18   url :sprintsAPIEndPoint + "/projects/" + projectId + "/sprints/" + sprintId + "/" + itemId + "/";
19   type :GET
20   parameters:itemParams
21   headers:headers
22   connection:sprintsconnection
23 };
24 // Replace with your sprints connection as string
25 if(!itemResponse.get("status") == "success")
26 {
27   releaseCount = itemResponse.get("items").toList().get("releaseCount");
28   if(releaseCount == 0)
29   {
30     info "No release associated with the item. Item Id: " + itemId;
31   }
32   else if(!itemResponse.containsKey("releaseDetails"))
33   {
34     info "Release feature unavailable.";
35   }
36   else
37   {
38     releaseDetails = itemResponse.get("releaseDetails").toList();
39     releaseIds = releaseDetails.get("releaseIds").toList();
40     releaseUpdateLimit = 10;
41     // Maximum release update limit is set to 10, Modify if required
42     if(releaseCount > releaseUpdateLimit)
43     {
44       info "The number of releases to which the item has been associated has exceeded the limit. Hence, only a
45       few releases will be updated.";
46       releaseIds = releaseIds.subList(0, releaseUpdateLimit);
47     }
48   }
49 }
```

The Automation module also offers a gallery function with **predefined functions** for certain tasks, which you can easily customize as necessary.

Save time with seamless integrations.

Spend less time managing your software and more time managing your projects. Automate your CI/CD pipeline and fetch build updates with the pleasure of not having to hop between different applications frequently. We have integrated well with popular developer tools like GitLab, GitHub, Jenkins, BitBucket etc., and other Zoho apps.



Trusted by 100k+ teams worldwide.

We adopted Zoho Sprints for the ease of use and the benefits that come with the Zoho ecosystem. Zoho Sprints transformed the way we work and helped us in dealing with efficiently managing our projects.

Razvan Ionescu
CEO, Security Portal

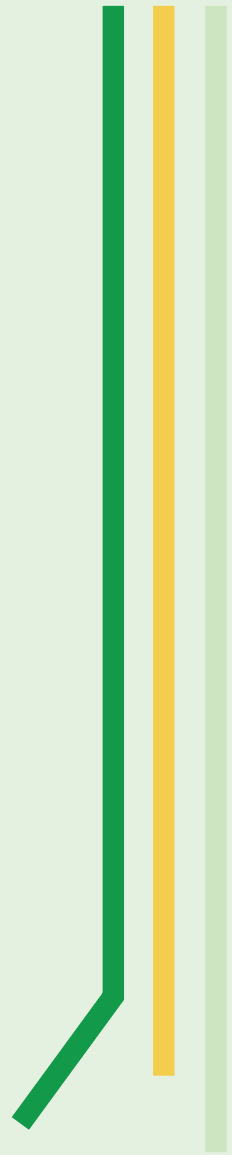
User-based pricing that doesn't tie you down.

Starting from

₹ **70**

per user per month
billed annually

- ✓ 50 Projects
- ✓ 20 GB
- ✓ 5 Project Templates
- ✓ Backlog Management
- ✓ Scrum Board
- ✓ Epic Management
- ✓ Timesheet Management
- ✓ Agile Reports
- ✓ Scrum Meetings
- ✓ Project and Sprint Dashboard
- ✓ Project Feed and Activity Stream
- ✓ iOS and Android Mobile App



★ 4.9/5 | iOS



★ 4.5/5 | Android

INDIA | Chennai

Estancia IT Park, Plot no. 140, 151, GST Road,
Vallancheri, Chengalpattu District, Tamil Nadu - 603202

+1 877 834 4428 / 844 584 2497 / 833 968 1705



zoho.com/sprints