

Making the right moves with Zoho Creator



About the All India Chess Federation

The All India Chess Federation is the central governing body of the game of chess in India, and is affiliated with the [Fédération Internationale des Échecs](#) (FIDE). Established in 1951, the AICF has been instrumental in grooming the many grandmasters who've come out of India.



An administrative impasse

At AICF, the board was either nominated unanimously or through an election, when multiple parties were vying for the board roles. When the time came to select a board for 2020, the latter was the case.

Retd. Justice K Kannan, who was responsible for running the election, had to also take into account the need for a remote election process because of the COVID-19 pandemic. This called for a solution which could provide the flexibility and transparency needed in digitizing the election process.



The election process

The election pool consisted of 64 members representing the state-level chess associations. There are 15 posts in the administrative body that needed to be elected. Both factions nominated representatives from their sides for the election, with a limit where one individual could be nominated to just one post. The 15 posts that had to be elected were 1 president, 6 vice presidents, 1 secretary, 6 joint secretaries, and a treasurer.

All 64 members would vote for each post, and the nominee with the highest number of votes gets elected.




The solution

Transparency was the key requirement that Retd. Justice Kannan, the election officer, wanted to incorporate in the process. Also with the pandemic, the best way forward was to find a solution that could bring together members from different parts of the country to participate in the process.

He approached Zoho with his proposal, and after discussing the process, it was clear that this would need Zoho Creator to build the custom solution, and Zoho Meeting for the video-based verification process.

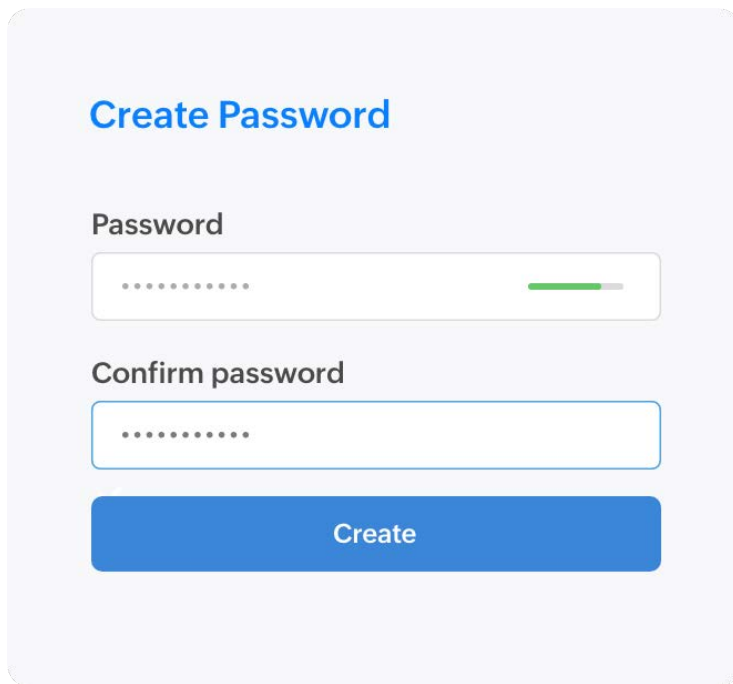
Multiple steps had to be automated using Zoho Creator:

- Registration
- Nomination
- Verification
- Election
- Announcement of results



Registering members

In order to register all the members, the solution required the Portal feature on Zoho Creator. Here, all the members were added to the app's portal, and then they'd be prompted to create a login for themselves for the app. Whenever they needed to participate in the nomination or election process, they'd have to sign up using this login.



The image shows a 'Create Password' form with the following elements:

- Create Password** (Section Header)
- Password** (Label) with a text input field containing dots and a strength indicator (green bar).
- Confirm password** (Label) with a text input field containing dots.
- Create** (Button)

Nominating the candidates

The most complicated part of the whole process was nominating candidates.

In this process, each member is given the option to nominate a candidate for a post, while no candidate could be nominated for multiple posts. After a nomination is submitted, the nominating member is prompted to select another member who'd second the nomination. Each time a member initiates a nomination, this is verified pre-nomination using an OTP process to verify the authenticity of the entry.

Choose Seconders

Instructions:-

1. Already Nominated Candidate for this post cannot be chosen as Seconder.
2. A Proposer won't be allowed to be selected as a Seconder for the same post.
3. There cannot be more than one approved Seconder for a post.

For further queries, kindly contact us at XXXXXXXXXXXX from 10am to 5pm
For any help videos, click here!

Seconder *

Send OTP *

Enter OTP *

The seconder then gets an email alert and needs to verify via OTP to either accept or reject the nomination. If accepted, then the nominated candidate gets an email notification regarding the news. After OTP verification, they too have the option to accept or reject the nomination.

Once this process is completed for all posts in the stipulated time frame, the next step is verification.

Choose Seconders

Instructions:-

1. Already Nominated Candidate for this post cannot be chosen as Seconder.
2. A Proposer won't be allowed to be selected as a Seconder for the same post.
3. There cannot be more than one approved Seconder for a post.

For further queries, kindly contact us at XXXXXXXXXXXX from 10am to 5pm
For any help videos, click here!

Seconder *

Send OTP *

Enter OTP *

Verifying the candidates

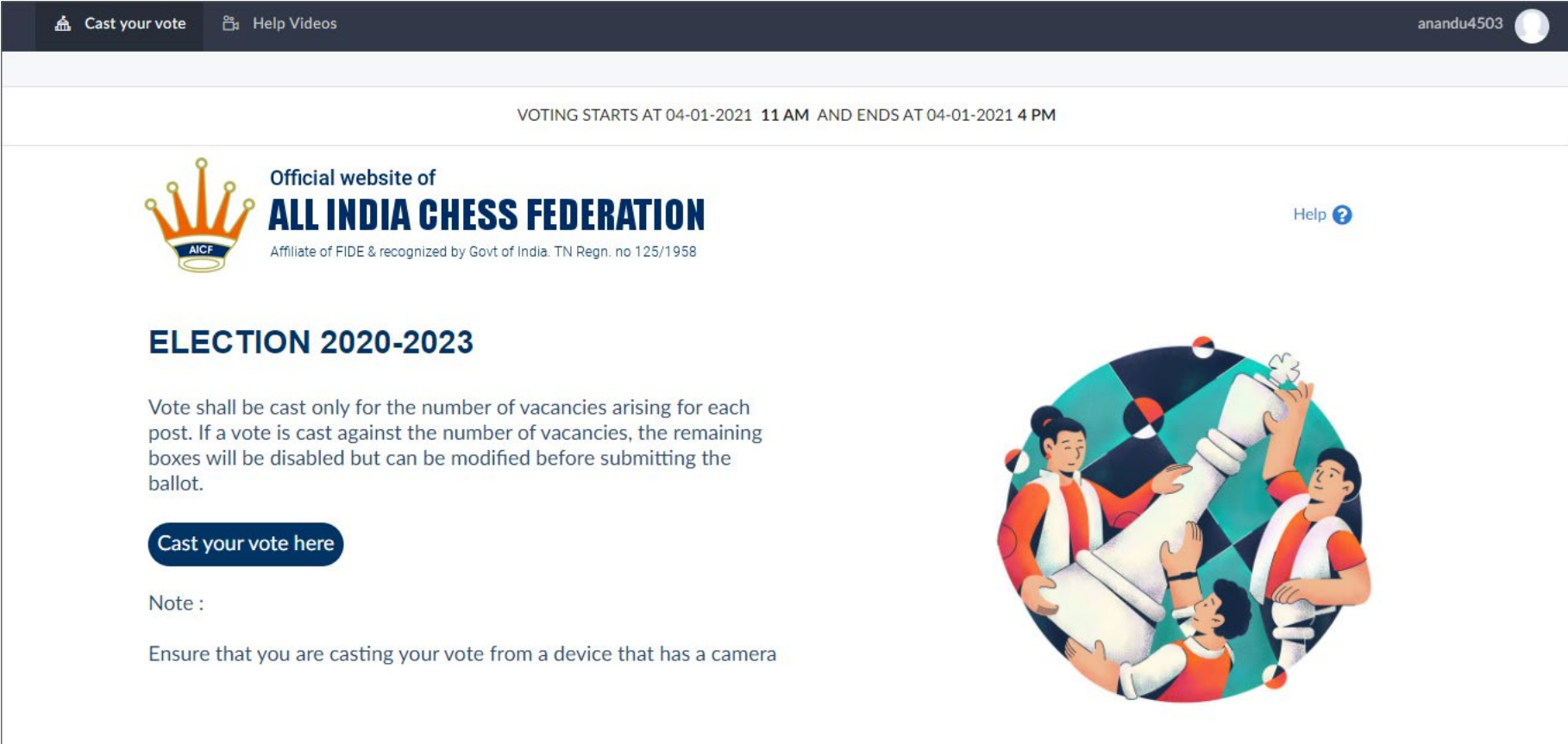
The election officer's duty is to verify the validity of each nomination, and he wanted to have this done over video calls. Zoho Meeting was used to handle this step, at which point the nominations were made official.

Scrutiny Report										Added Time	Accept	Reject
Name of Post	Nominee	Proposer	Approved Secondar	Authorised Representative	Added Time	Scrutiny Status	Accept	Reject				
President	A. S. S. S.	A. S. S. S.	A. S. S. S.	A. S. S. S.	28-Dec-2020 13:36:43	Accepted	Accept	Reject				
President	A. S. S. S.	A. S. S. S.	A. S. S. S.	A. S. S. S.	28-Dec-2020 13:37:24	Accepted	Accept	Reject				
Vice President	A. S. S. S.	A. S. S. S.	A. S. S. S.	A. S. S. S.	26-Dec-2020 20:15:11	Accepted	Accept	Reject				
Vice President	A. S. S. S.	A. S. S. S.	A. S. S. S.	A. S. S. S.	28-Dec-2020 13:33:07	Accepted	Accept	Reject				
Vice President	A. S. S. S.	A. S. S. S.	A. S. S. S.	A. S. S. S.	28-Dec-2020 13:34:05	Accepted	Accept	Reject				
Vice President	A. S. S. S.	A. S. S. S.	A. S. S. S.	A. S. S. S.	30-Dec-2020 14:09:04	Accepted	Accept	Reject				
Vice President	A. S. S. S.	A. S. S. S.	A. S. S. S.	A. S. S. S.	30-Dec-2020 14:09:04	Accepted	Accept	Reject				
Vice President	A. S. S. S.	A. S. S. S.	A. S. S. S.	A. S. S. S.	30-Dec-2020 14:09:32	Accepted	Accept	Reject				
Vice President	A. S. S. S.	A. S. S. S.	A. S. S. S.	A. S. S. S.	30-Dec-2020 14:09:32	Accepted	Accept	Reject				
Secretary	A. S. S. S.	A. S. S. S.	A. S. S. S.	A. S. S. S.	28-Dec-2020 13:32:21	Accepted	Accept	Reject				
Secretary	A. S. S. S.	A. S. S. S.	A. S. S. S.	A. S. S. S.	30-Dec-2020 14:09:04	Accepted	Accept	Reject				

Showing 28 of 28

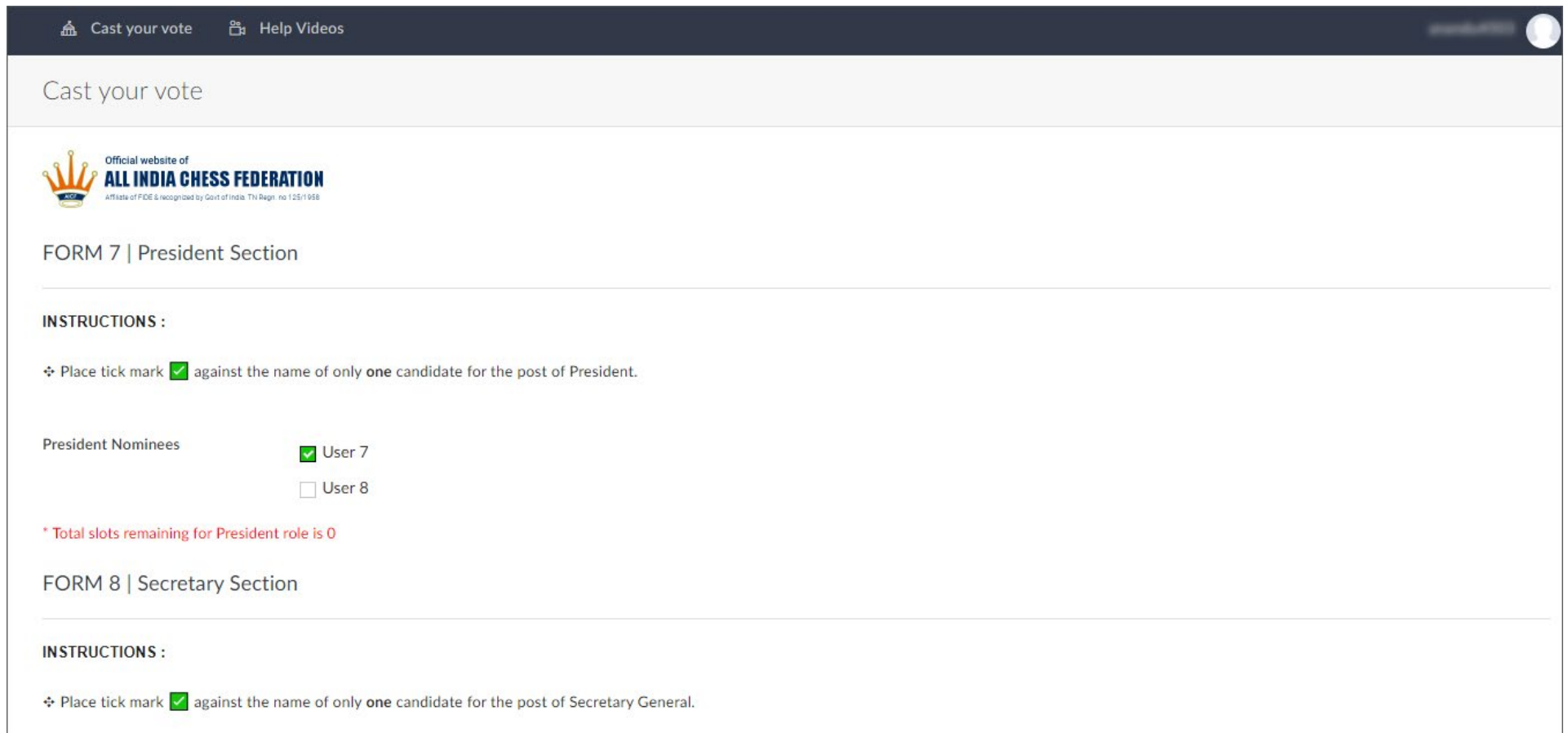
Electing the new board

Once the nomination and verification processes were done, it was time for the final elections. The 64 members were notified about casting their votes for the nominees. And to make sure that there was no cause for conflict, each member was prompted to provide a live photograph of themselves right before casting a vote, and then verify via OTP right after voting.



The screenshot shows the official website of the All India Chess Federation (AICF) during an election. The top navigation bar includes "Cast your vote" and "Help Videos" on the left, and the user ID "anandu4503" on the right. A central banner indicates the voting period: "VOTING STARTS AT 04-01-2021 11 AM AND ENDS AT 04-01-2021 4 PM". Below this, the AICF logo is displayed alongside the text "Official website of ALL INDIA CHESS FEDERATION" and "Affiliate of FIDE & recognized by Govt of India. TN Regn. no 125/1958". A "Help ?" link is visible in the top right. The main heading is "ELECTION 2020-2023". The text below explains the voting process: "Vote shall be cast only for the number of vacancies arising for each post. If a vote is cast against the number of vacancies, the remaining boxes will be disabled but can be modified before submitting the ballot." A prominent blue button labeled "Cast your vote here" is provided. A "Note :" section follows, stating "Ensure that you are casting your vote from a device that has a camera". On the right side, there is a circular illustration of three people in chess attire (white and red) gathered around a chessboard, with one person holding a large white ballot.

After the vote-casting process, the election results were published in the app itself, with the final counts and in case there were any queries. The app also provided a clear record of all votes to Retd. Justice Kannan for his reference.



The screenshot displays the 'Cast your vote' interface of the All India Chess Federation app. At the top, there are navigation options: 'Cast your vote' and 'Help Videos'. The main header reads 'Cast your vote'. Below this is the official logo of the All India Chess Federation, which includes a crown icon and the text 'Official website of ALL INDIA CHESS FEDERATION'. Underneath the logo, it states 'Affiliate of FIDE & recognized by Govt of India. TN Regn. no 125/1998'. The section is titled 'FORM 7 | President Section'. The instructions state: 'Place tick mark against the name of only one candidate for the post of President.' The 'President Nominees' list shows 'User 7' with a checked box and 'User 8' with an unchecked box. A red message indicates '* Total slots remaining for President role is 0'. Below this, the section is titled 'FORM 8 | Secretary Section'. The instructions for this section state: 'Place tick mark against the name of only one candidate for the post of Secretary General.'

“

I must particularly commend Zoho's effort to constantly tweak the system as per my directions, to cope with incessant demands from the electoral college for modifications. - Retd Justice K Kannan, Election Officer

”

The screenshot displays the 'All India Chess Election App' interface. At the top, there is a navigation bar with options like 'Dashboard', 'Observer', 'Cast your vote', 'View My Vote', 'Registrations', 'Nominations', 'Form Publish', 'Meeting Scheduler', 'Master', and 'Help Videos'. The main header includes the 'Official website of ALL INDIA CHESS FEDERATION' logo and an 'Analytical Dashboard' title. On the right side of the header, there are buttons for 'ELECTION RESULT PAGE' and 'ELECTION ANALYTICS'. Below the header, there are six summary cards:

- Total Registration: 64
- Total Nominations: 28
- Total Post: 15
- Rejected Nominations: 0
- Candidate Polled votes: 64
- Total Votes: 950 / 960

The dashboard is divided into three main sections:

- Election Schedule:** A vertical timeline showing completed steps: 'Schedule of Dates to be distributed' (17.12.2020), 'Online registration' (21.12.2020), 'Form I Publish' (21.12.2020), 'Form II Publish' (21.12.2020), and 'Nomination'.
- Form Publish:** A list of published forms with download links: 'FORM 1 AICF ELECTION' (21-Dec-2020 10:47:57), 'FORM 3 AICF ELECTION' (25-Dec-2020 10:26:20), 'FORM 4 AICF ELECTION' (26-Dec-2020 20:46:11), 'Towards finalising list of valid nominees' (26-Dec-2020 21:17:45), and 'Withdrawal Form - AICF' (26-Dec-2020 21:18:53). There is also a 'CORRIGENDUM TO THE MINUTES' entry.
- All Members:** A list of members with their names and roles, such as '1', '2', and '3'.

Standout benefits

Short app delivery time:

The whole app was built in just 15 days thanks to the Zoho Creator platform.

Zero error or conflict:

Multilevel verifications built into the app made sure that there was no scope for error or conflicts from members.

Swift and complete results:

The registration process was completed in just 6 hours and 100% polling was recorded.

Privacy-first elections:

All member and voting data was only visible to the election officer, thanks to the strict role-based access framework of the Creator platform.

“

The ultimate outcome of the election assured everyone that the secrecy and integrity of the election process was fully maintained.



- Retd Justice K Kannan, Election Officer

”

About Zoho Creator

Running a business is no mean feat, and we believe we can help. Zoho Creator is a leading low-code application development platform that empowers business users across industries to create multi-platform applications that cater to their unique requirements. You don't have to be a pro-developer nor do you need a large capital outlay to get started with Zoho Creator. Just sign up and start building the apps you need and scale as your business grows.



zomato

Sams^onite

abotiz



audible 

Whirlpool[®]



Zoho
Creator

www.zoho.com/creator/

We'd love to talk! Reach out to us:

hello@zohocreator.com